

Walker Chandiook & Co LLP
21st Floor, DLF Square
Jacaranda Marg, DLF Phase II
Gurugram – 122 002
India

T +91 124 4628099
F +91 124 4628001

Independent Auditor's Report

To the Members of Paras Healthcare Private Limited

Report on the Audit of the Consolidated Financial Statements

Opinion

1. We have audited the accompanying consolidated financial statements of Paras Healthcare Private Limited ('the Holding Company') and its subsidiaries Paras Healthcare (Ranchi) Private Limited and Plus Medicare Hospitals Private Limited (the Holding Company and its subsidiaries together referred to as 'the Group'), which comprise the Consolidated Balance Sheet as at 31 March 2024, the Consolidated Statement of Profit and Loss (including Other Comprehensive Income), the Consolidated Cash Flow Statement and the Consolidated Statement of Changes in Equity for the year then ended, and notes to the consolidated financial statements, including a material accounting policy information and other explanatory information.
2. In our opinion and to the best of our information and according to the explanations given to us, the aforesaid consolidated financial statements give the information required by the Companies Act, 2013 ('the Act') in the manner so required and give a true and fair view in conformity with the Indian Accounting Standards ('Ind AS') specified under section 133 of the Act, read with the Companies (Indian Accounting Standards) Rules, 2015, and other accounting principles generally accepted in India of the consolidated state of affairs of the Group, as at 31 March 2024, and their consolidated loss (including other comprehensive income), consolidated cash flows and the consolidated changes in equity for the year ended on that date.

Basis for Opinion

3. We conducted our audit in accordance with the Standards on Auditing specified under section 143(10) of the Act. Our responsibilities under those standards are further described in the Auditor's Responsibilities for the Audit of the Consolidated Financial Statements section of our report. We are independent of the Group, in accordance with the Code of Ethics issued by the Institute of Chartered Accountants of India ('ICAI') together with the ethical requirements that are relevant to our audit of the consolidated financial statements under the provisions of the Act and the rules thereunder, and we have fulfilled our other ethical responsibilities in accordance with these requirements and the Code of Ethics. We believe that the audit evidence we have obtained is sufficient and appropriate to provide a basis for our opinion.

Information other than the Consolidated Financial Statements and Auditor's Report thereon

4. The Holding Company's Board of Directors are responsible for the other information. The other information comprises the information included in the Director's report, but does not include the consolidated financial statements and our auditor's report thereon.

Our opinion on the consolidated financial statements does not cover the other information and we do not express any form of assurance conclusion thereon.



Walker ChandioK & Co LLP

Independent Auditor's Report to the members of Paras Healthcare Private Limited on the consolidated financial statements for the year ended 31 March 2024 (cont'd)

In connection with our audit of the consolidated financial statements, our responsibility is to read the other information and, in doing so, consider whether the other information is materially inconsistent with the consolidated financial statements or our knowledge obtained in the audit or otherwise appears to be materially misstated.

The Director Report is not made available to us at the date of this auditor's report. We have nothing to report in this regard.

Responsibilities of Management and Those Charged with Governance for the Consolidated Financial Statements

5. The accompanying consolidated financial statements have been approved by the Holding Company's Board of Directors. The Holding Company's Board of Directors are responsible for the matters stated in section 134(5) of the Act with respect to the preparation and presentation of these consolidated financial statements that give a true and fair view of the consolidated financial position, consolidated financial performance including other comprehensive income, consolidated changes in equity and consolidated cash flows of the Group in accordance with the Ind AS specified under section 133 of the Act read with the Companies (Indian Accounting Standards) Rules, 2015, and other accounting principles generally accepted in India. The respective Board of Directors of the companies included in the Group are responsible for maintenance of adequate accounting records in accordance with the provisions of the Act for safeguarding of the assets of the Group and for preventing and detecting frauds and other irregularities; selection and application of appropriate accounting policies; making judgments and estimates that are reasonable and prudent, and design, implementation and maintenance of adequate internal financial controls, that were operating effectively for ensuring the accuracy and completeness of the accounting records, relevant to the preparation and presentation of the financial statements that give a true and fair view and are free from material misstatement, whether due to fraud or error, which have been used for the purpose of preparation of the consolidated financial statements by the Board of Directors of the Holding Company, as aforesaid.
6. In preparing the consolidated financial statements, the respective Board of Directors of the companies included in the Group are responsible for assessing the ability of the Group to continue as a going concern, disclosing, as applicable, matters related to going concern and using the going concern basis of accounting unless the Board of Directors either intend to liquidate the Group or to cease operations, or has no realistic alternative but to do so.
7. Those respective Board of Directors are also responsible for overseeing the financial reporting process of the companies included in the Group.

Auditor's Responsibilities for the Audit of the Consolidated Financial Statements

8. Our objectives are to obtain reasonable assurance about whether the consolidated financial statements as a whole are free from material misstatement, whether due to fraud or error, and to issue an auditor's report that includes our opinion. Reasonable assurance is a high level of assurance but is not a guarantee that an audit conducted in accordance with Standards on Auditing will always detect a material misstatement when it exists. Misstatements can arise from fraud or error and are considered material if, individually or in the aggregate, they could reasonably be expected to influence the economic decisions of users taken on the basis of these consolidated financial statements.
9. As part of an audit in accordance with Standards on Auditing specified under section 143(10) of the Act we exercise professional judgment and maintain professional skepticism throughout the audit. We also:
 - Identify and assess the risks of material misstatement of the consolidated financial statements, whether due to fraud or error, design and perform audit procedures responsive to those risks, and obtain audit evidence that is sufficient and appropriate to provide a basis for our opinion. The risk of not detecting a material misstatement resulting from fraud is higher than for one resulting from error, as fraud may involve collusion, forgery, intentional omissions, misrepresentations, or the override of internal control;
 - Obtain an understanding of internal control relevant to the audit in order to design audit procedures that are appropriate in the circumstances. Under section 143(3)(i) of the Act we are also responsible for expressing



Walker Chandiook & Co LLP

Independent Auditor's Report to the members of Paras Healthcare Private Limited on the consolidated financial statements for the year ended 31 March 2024 (cont'd)

our opinion on whether the Holding Company has adequate internal financial controls with reference to consolidated financial statements in place and the operating effectiveness of such controls;

- Evaluate the appropriateness of accounting policies used and the reasonableness of accounting estimates and related disclosures made by management;
 - Conclude on the appropriateness of Board of Directors' use of the going concern basis of accounting and, based on the audit evidence obtained, whether a material uncertainty exists related to events or conditions that may cast significant doubt on the ability of the Group to continue as a going concern. If we conclude that a material uncertainty exists, we are required to draw attention in our auditor's report to the related disclosures in the consolidated financial statements or, if such disclosures are inadequate, to modify our opinion. Our conclusions are based on the audit evidence obtained up to the date of our auditor's report. However, future events or conditions may cause the Group to cease to continue as a going concern;
 - Evaluate the overall presentation, structure and content of the financial statements, including the disclosures, and whether the consolidated financial statements represent the underlying transactions and events in a manner that achieves fair presentation; and
 - Obtain sufficient appropriate audit evidence regarding the financial statements of the entities or business activities within the Group, to express an opinion on the consolidated financial statements. We are responsible for the direction, supervision and performance of the audit of financial statements of such entities included in the consolidated financial statements, of which we are the independent auditors.
10. We communicate with those charged with governance regarding, among other matters, the planned scope and timing of the audit and significant audit findings, including any significant deficiencies in internal control that we identify during our audit.

Report on Other Legal and Regulatory Requirements

11. Based on our audit, we report that the provisions of section 197 read with Schedule V to the Act are not applicable to the Holding Company and its subsidiaries covered under the Act since none of such companies is a public company as defined under section 2(71) of the Act. Accordingly, reporting under section 197(16) is not applicable.
12. As required by clause (xxi) of paragraph 3 of Companies (Auditor's Report) Order, 2020 ('the Order') issued by the Central Government of India in terms of section 143(11) of the Act based on the consideration of the Order reports issued by us, of companies included in the consolidated financial statements and covered under the Act we report that there are no qualifications or adverse remarks reported in the respective Order reports of such companies.
13. As required by section 143(3) of the Act, based on our audit, we report, to the extent applicable, that:
- a) We have sought and obtained all the information and explanations which to the best of our knowledge and belief were necessary for the purpose of our audit of the aforesaid consolidated financial statements;
 - b) In our opinion, proper books of account as required by law relating to preparation of the aforesaid consolidated financial statements have been kept so far as it appears from our examination of those books except for the matters stated in paragraph 13(h)(vi) below on reporting under Rule 11(g) of the Companies (Audit and Auditors) Rules, 2014 (as amended). Further for one location of a subsidiary, the back-up of the books of accounts and other books and papers maintained in electronic mode has not been maintained on servers physically located in India, on a daily basis;
 - c) The consolidated financial statements dealt with by this report are in agreement with the relevant books of account maintained for the purpose of preparation of the consolidated financial statements;
 - d) In our opinion, the aforesaid consolidated financial statements comply with Ind AS specified under section 133 of the Act read with the Companies (Indian Accounting Standards) Rules, 2015;

Chartered Accountants



Walker Chandio & Co LLP

Independent Auditor's Report to the members of Paras Healthcare Private Limited on the consolidated financial statements for the year ended 31 March 2024 (cont'd)

- e) On the basis of the written representations received from the directors of the Holding Company and its subsidiaries and taken on record by the Board of Directors of the Holding Company and its subsidiaries, covered under the Act, none of the directors of the Group companies are disqualified as on 31 March 2024 from being appointed as a director in terms of section 164(2) of the Act;
- f) The modification relating to the maintenance of accounts and other matters connected therewith are as stated in paragraph 13(b) above on reporting under section 143(3)(b) of the Act and paragraph 13(h)(vi) below on reporting under Rule 11(g) of the Companies (Audit and Auditors) Rules, 2014 (as amended);
- g) With respect to the adequacy of the internal financial controls with reference to financial statements of the Holding Company, and its subsidiaries covered under the Act, and the operating effectiveness of such controls, refer to our separate report in 'Annexure A' wherein we have expressed an unmodified opinion; and
- h) With respect to the other matters to be included in the Auditor's Report in accordance with rule 11 of the Companies (Audit and Auditors) Rules, 2014 (as amended), in our opinion and to the best of our information and according to the explanations given to us:
- i. The consolidated financial statements disclose the impact of pending litigations on the consolidated financial position of the Group, as detailed in note 32 to the consolidated financial statements;
 - ii. The Holding Company and its subsidiaries did not have any long-term contracts including derivative contracts for which there were any material foreseeable losses as at 31 March 2024.;
 - iii. There were no amounts which were required to be transferred to the Investor Education and Protection Fund by the Holding Company, and its subsidiaries covered under the Act, during the year ended 31 March 2024;
- iv. a. The respective managements of the Holding Company and its subsidiaries, incorporated in India whose financial statements have been audited under the Act have represented to us that, to the best of their knowledge and belief as disclosed in note 43c to the consolidated financial statements, no funds have been advanced or loaned or invested (either from borrowed funds or securities premium or any other sources or kind of funds) by the Holding Company or its subsidiaries to or in any person(s) or entity(ies), including foreign entities ('the intermediaries'), with the understanding, whether recorded in writing or otherwise, that the intermediary shall, whether, directly or indirectly lend or invest in other persons or entities identified in any manner whatsoever by or on behalf of the Holding Company, or any such subsidiaries ('the Ultimate Beneficiaries') or provide any guarantee, security or the like on behalf the Ultimate Beneficiaries;
- b. The respective managements of the Holding Company and its subsidiaries, incorporated in India whose financial statements have been audited under the Act have represented to us that, to the best of their knowledge and belief, as disclosed in the note 43d to the accompanying consolidated financial statements, no funds have been received by the Holding Company or its subsidiaries, from any person(s) or entity(ies), including foreign entities ('the Funding Parties'), with the understanding, whether recorded in writing or otherwise, that the Holding Company, or any such subsidiaries, shall, whether directly or indirectly, lend or invest in other persons or entities identified in any manner whatsoever by or on behalf of the Funding Party ('Ultimate Beneficiaries') or provide any guarantee, security or the like on behalf of the Ultimate Beneficiaries; and
- c. Based on such audit procedures performed by us, as considered reasonable and appropriate in the circumstances, nothing has come to our notice that has caused us to believe that the management representations under sub-clauses (a) and (b) above contain any material misstatement.
- v. The Holding Company and its subsidiaries have not declared or paid any dividend during the year ended 31 March 2024



Walker Chandiook & Co LLP

Independent Auditor's Report to the members of Paras Healthcare Private Limited on the consolidated financial statements for the year ended 31 March 2024 (cont'd)

- vi. As stated in note 46 to the consolidated financial statements and based on our examination which included test checks, except for instances mentioned below, the Holding Company and its subsidiaries which are companies incorporated in India and audited under the Act, in respect of financial year commencing on 01 April 2023, have used accounting software for maintaining their books of account which have a feature of recording audit trail (edit log) facility and the same have been operated throughout the year for all relevant transactions recorded in the software. Further, during the course of our audit we did not come across any instance of audit trail feature being tampered with, other than the consequential impact of the exceptions given below:
- a. The audit trail feature was not enabled at the database level for accounting software to log any direct data changes, used for maintenance of accounting records by the Holding Company and two subsidiaries.
 - b. One location each of the Holding Company and one Subsidiary Company have used another accounting software for maintenance of books of accounts which is operated by a third-party software service provider. In the absence of any information on existence of audit trail (edit logs) for any direct changes made at the database level in the 'Independent Service Auditor's Assurance Report on the Description of Controls, their Design and Operating Effectiveness' ('Type 2 report' issued in accordance with ISAE 3000, Assurance Engagements Other Than Audits or Reviews of Historical Financial Information), we are unable to comment on whether audit trail feature with respect to the database of the said software was enabled and operated throughout the year.
 - c. The accounting software used from 01 April 2023 to 01 June 2023 for maintenance of accounting records for one location of a subsidiary did not have a feature of recording audit trail (edit log) facility. Further, the said subsidiary has migrated to another accounting software from 02 June 2023 for maintenance of accounting records of such location, however, the accounting software did not capture the details of who made the changes i.e., User ID.

For **Walker Chandiook & Co LLP**
Chartered Accountants
Firm's Registration No.: 001076N/N500013

Tarun

Tarun Gupta
Partner
Membership No.: 507892



UDIN: 24507892BKEITY2968

Place: Gurugram
Date: 14 June 2024

Walker Chandniok & Co LLP

Annexure A to the Independent Auditor's Report of even date to the members of Paras Healthcare Private Limited on the consolidated financial statements for the year ended 31 March 2024

Independent Auditor's Report on the internal financial controls with reference to the consolidated financial statements under Clause (i) of Sub-section 3 of Section 143 of the Companies Act, 2013 ('the Act')

1. In conjunction with our audit of the consolidated financial statements of Paras Healthcare Private Limited ('the Holding Company') and its subsidiaries Paras Healthcare (Ranchi) Private Limited and Plus Medicare Hospitals Private Limited (the Holding Company and its subsidiaries together referred to as 'the Group'), as at and for the year ended 31 March 2024, we have audited the internal financial controls with reference to financial statements of the Holding Company and its subsidiary companies, which are companies covered under the Act, as at that date. as at that date.

Responsibilities of Management and Those Charged with Governance for Internal Financial Controls

2. The respective Board of Directors of the Holding Company and its subsidiary companies, which are companies covered under the Act, are responsible for establishing and maintaining internal financial controls based on internal financial controls with reference to financial statements criteria established by the Holding Company and respective subsidiary companies considering the essential components of internal control stated in the Guidance Note on the Audit of Internal Financial Controls over financial reporting issued by the Institute of Chartered Accountants of India. These responsibilities include the design, implementation and maintenance of adequate internal financial controls that were operating effectively for ensuring the orderly and efficient conduct of the Company's business, including adherence to the Company's policies, the safeguarding of its assets, the prevention and detection of frauds and errors, the accuracy and completeness of the accounting records, and the timely preparation of reliable financial information, as required under the Act.

Auditor's Responsibility for the Audit of the Internal Financial Controls with Reference to Financial Statements

3. Our responsibility is to express an opinion on internal financial controls with reference to financial statements of the Holding Company and its subsidiary companies, as aforesaid, based on our audit. We conducted our audit in accordance with the Standards on Auditing issued by the Institute of Chartered Accountants of India ('ICAI') prescribed under Section 143(10) of the Act, to the extent applicable to an audit of internal financial controls with reference to financial statements, and the Guidance Note on Audit of Internal Financial Controls Over Financial Reporting ('the Guidance Note') issued by the ICAI. Those Standards and the Guidance Note require that we comply with ethical requirements and plan and perform the audit to obtain reasonable assurance about whether adequate internal financial controls with reference to financial statements were established and maintained and if such controls operated effectively in all material respects.
4. Our audit involves performing procedures to obtain audit evidence about the adequacy of the internal financial controls with reference to financial statements and their operating effectiveness. Our audit of internal financial controls with reference to financial statements includes obtaining an understanding of such internal financial controls, assessing the risk that a material weakness exists, and testing and evaluating the design and operating effectiveness of internal control based on the assessed risk. The procedures selected depend on the auditor's judgement, including the assessment of the risks of material misstatement of the financial statements, whether due to fraud or error.
5. We believe that the audit evidence we have obtained is sufficient and appropriate to provide a basis for our audit opinion on the internal financial controls with reference to financial statements of the Holding Company and its subsidiary companies as aforesaid.

Meaning of Internal Financial Controls with Reference to Financial Statements

6. A company's internal financial controls with reference to financial statements is a process designed to provide reasonable assurance regarding the reliability of financial reporting and the preparation of financial

Chartered Accountants



Walker Chandiook & Co LLP

Annexure A to the Independent Auditor's Report of even date to the members of Paras Healthcare Private Limited on the consolidated financial statements for the year ended 31 March 2024 (cont'd)

statements for external purposes in accordance with generally accepted accounting principles. A company's internal financial controls with reference to financial statements include those policies and procedures that (1) pertain to the maintenance of records that, in reasonable detail, accurately and fairly reflect the transactions and dispositions of the assets of the company; (2) provide reasonable assurance that transactions are recorded as necessary to permit preparation of financial statements in accordance with generally accepted accounting principles, and that receipts and expenditures of the company are being made only in accordance with authorisations of management and directors of the company; and (3) provide reasonable assurance regarding prevention or timely detection of unauthorised acquisition, use, or disposition of the company's assets that could have a material effect on the financial statements.

Inherent Limitations of Internal Financial Controls with Reference to Financial Statements

7. Because of the inherent limitations of internal financial controls with reference to financial statements, including the possibility of collusion or improper management override of controls, material misstatements due to error or fraud may occur and not be detected. Also, projections of any evaluation of the internal financial controls with reference to financial statements to future periods are subject to the risk that the internal financial controls with reference to financial statements may become inadequate because of changes in conditions, or that the degree of compliance with the policies or procedures may deteriorate.

Opinion

8. In our opinion, the Holding Company and its subsidiary companies which are companies covered under the Act, have, in all material respects, adequate internal financial controls with reference to financial statements and such control were operating effectively as at 31 March 2024, based on internal financial controls with reference to financial statements criteria established by the Holding Company and its respective subsidiary companies considering the essential components of internal control stated in the Guidance Note on the Audit of Internal Financials Controls over financial reporting issued by the ICAI.

For **Walker Chandiook & Co LLP**
Chartered Accountants
Firm's Registration No.: 001076N/N500013



Tarun Gupta
Partner
Membership No.: 507892
UDIN: 24507892BKEITY2968



Place: Gurugram
Date: 14 June 2024

| Particulars | Notes | As at | As at |
|--|-------|------------------|------------------|
| | | 31 March 2024 | 31 March 2023 |
| ASSETS | | | |
| Non-current assets | | | |
| Property, plant and equipment | 4 | 5,886.73 | 3,698.82 |
| Right-of-use assets | 5 | 3,915.65 | 4,043.31 |
| Capital work-in-progress | 6 | 287.76 | 777.38 |
| Goodwill | 7 | 46.44 | 46.44 |
| Other intangible assets | 7A | 28.36 | 10.95 |
| Financial assets | | | |
| Other financial assets | 8 | 371.31 | 314.67 |
| Non-current tax assets (net) | 9 | 346.20 | 169.88 |
| Other non-current assets | 10 | 157.85 | 265.67 |
| Total non-current assets | | 11,040.30 | 9,327.12 |
| Current assets | | | |
| Inventories | 11 | 278.00 | 177.16 |
| Financial assets | | | |
| Trade receivables | 12 | 1,563.11 | 1,306.68 |
| Cash and cash equivalents | 13 | 154.58 | 230.58 |
| Bank balances other than cash and cash equivalents | 14 | 1,448.28 | 1,386.52 |
| Other financial assets | 8 | 249.84 | 187.18 |
| Current tax assets (net) | 9 | - | 273.02 |
| Other current assets | 10 | 42.47 | 42.75 |
| Total current assets | | 3,736.28 | 3,603.89 |
| Total assets | | 14,776.58 | 12,931.01 |
| EQUITY AND LIABILITIES | | | |
| Equity | | | |
| Equity share capital | 15 | 97.61 | 36.76 |
| Other equity | 16 | 3,287.47 | 264.30 |
| Total equity | | 3,385.08 | 301.06 |
| Liabilities | | | |
| Non-current liabilities | | | |
| Financial liabilities | | | |
| Borrowings | 17 | 3,583.99 | 2,554.16 |
| Lease liabilities | 5 | 3,503.27 | 3,402.76 |
| Other financial liabilities | 18 | 3.25 | 3.24 |
| Provisions | 19 | 72.35 | 58.04 |
| Deferred tax liabilities (net) | 30 | 18.76 | 2.13 |
| Total non-current liabilities | | 7,181.62 | 6,020.33 |
| Current liabilities | | | |
| Financial liabilities | | | |
| Borrowings | 17A | 1,891.34 | 1,392.66 |
| Lease liabilities | 5 | 260.60 | 206.81 |
| Trade payables | 20 | | |
| - Total outstanding dues of micro enterprises and small enterprises, and | | 296.08 | 199.01 |
| - Total outstanding dues of creditors other than micro enterprises and small enterprises | | 1,078.73 | 1,038.30 |
| Other financial liabilities | 18 | 472.92 | 3,585.34 |
| Other current liabilities | 21 | 174.05 | 154.82 |
| Provisions | 19 | 36.16 | 32.68 |
| Total current liabilities | | 4,209.88 | 6,609.62 |
| Total equity and liabilities | | 14,776.58 | 12,931.01 |

Summary of material accounting policy information 3

The accompanying notes are an integral part of these consolidated financial statements.

As per our report of even date attached

For Walker Chandiok & Co LLP
Chartered Accountants
Firm Registration No: 001076N/N500013

Tarun
Tarun Gupta
Partner
Membership No: 507892



Place: Gurugram
Date: 14 June 2024

For and on behalf of Board of Directors of
Paras Healthcare Private Limited

D. Bidani
Dr. Dharminder Kumar Nagar
Managing Director
DIN : 00332135

Kapil Garg
Dr. Kapil Garg
Whole time Director
DIN : 01475972

D. Bidani
Dilip Bidani
Group CFO

Rahul
Rahul Kumar
Company Secretary
Membership No. A20928

Place: Gurugram
Date: 14 June 2024



Paras Healthcare Private Limited
CIN :- U85110HR1987P1C035823
Consolidated Statement of Profit and Loss for the year ended 31 March 2024
(All amounts are in INR million, unless otherwise stated)

| Particulars | Notes | For the year ended 31 March 2024 | For the year ended 31 March 2023 |
|---|-------|-------------------------------------|-------------------------------------|
| Income | | | |
| Revenue from operations | 22 | 11,290.39 | 9,179.20 |
| Other income | 23 | 219.84 | 181.33 |
| Total income | | 11,510.23 | 9,360.53 |
| Expenses | | | |
| Purchases of stock-in-trade | 24 | 3,048.95 | 2,415.36 |
| Changes in inventories of stock-in-trade | 25 | (81.83) | (51.24) |
| Employee benefits expense | 26 | 1,672.58 | 1,336.94 |
| Finance costs | 27 | 670.64 | 491.89 |
| Depreciation and amortization expense | 28 | 807.17 | 654.78 |
| Retainers and consultants fee | | 2,939.84 | 2,348.23 |
| Fair value changes to financial instruments | | (133.84) | 531.48 |
| Other expenses | 29 | 2,520.42 | 1,903.62 |
| Total expenses | | 11,443.93 | 9,631.06 |
| Profit/ (loss) before tax | | 66.30 | (270.53) |
| Tax expense | 30 | | |
| Current tax: | | 201.83 | 204.78 |
| Deferred tax charge/ (credit) (net) | | 17.78 | (47.39) |
| Loss for the year (A) | | (153.31) | (427.92) |
| Other comprehensive income | | | |
| Items that will not be reclassified to profit or loss and their related income tax effects | | | |
| Remeasurements of defined benefit plans | | (4.91) | (2.80) |
| Less: Income tax relating to items that will not be reclassified to profit or loss | | 1.15 | 0.69 |
| Other comprehensive income for the year, net of tax (B) | | (3.76) | (2.11) |
| Total comprehensive income for the year (A+B) | | (157.07) | (430.03) |
| Earnings per equity share | 31 | | |
| Basic and diluted (in INR per share) | | (1.57) | (5.82) |

Summary of material accounting policy information 3

The accompanying notes are an integral part of these consolidated financial statements.

As per our report of even date attached

For Walker Chandniok & Co LLP
Chartered Accountants
Firm Registration No: 001076N/N500013



Tarun Gupta
Partner
Membership No. 507892



Place: Gurugram
Date: 14 June 2024


For and on behalf of Board of Directors of
Paras Healthcare Private Limited


Dr. Dharminder Kumar Nagar
Managing Director
DIN : 00332135


Dilip Bidani
Group CFO

Place: Gurugram
Date: 14 June 2024


Dr. Kapil Garg
Whole time Director
DIN : 01475972


Rahul Kumar
Company Secretary
Membership No. A20928



| Particulars | For the year ended 31 March 2024 | For the year ended 31 March 2023 |
|--|-------------------------------------|-------------------------------------|
| A. Cash flow from operating activities | | |
| Net profit / (loss) before tax | 66.30 | (270.53) |
| Adjustments for: | | |
| Depreciation and amortization expense | 807.17 | 654.78 |
| Foreign exchange fluctuation loss (net) | 1.87 | - |
| Gain on sale of property, plant & equipment (net) | (2.71) | (0.82) |
| Finance costs | 670.64 | 491.89 |
| Gain on modification of lease | (4.72) | - |
| Liabilities no longer required written back | (6.60) | (2.79) |
| Interest income | (141.60) | (77.85) |
| Fair value changes on financial instruments | (133.84) | 531.48 |
| Loss allowance | 104.62 | 35.00 |
| | 1,361.13 | 1,361.16 |
| Adjustments for changes in working capital: | | |
| -in trade receivables | (361.05) | (497.47) |
| -in loans and other assets | (54.97) | 109.43 |
| -in inventories | (100.85) | (53.97) |
| -in trade payables | 135.63 | 43.86 |
| -in other liabilities and provisions | 50.01 | (202.74) |
| Cash generated from operations | 1,029.90 | 760.27 |
| Income taxes paid (net) | (105.13) | (323.43) |
| Net cash generated from operating activities (A) | 924.77 | 436.84 |
| B. Cash flows from investing activities | | |
| Payments for purchase of property, plant and equipment and intangible assets (including capital work in progress, capital advances and creditors for capital goods) | (1,975.54) | (1,128.40) |
| Proceeds from sale of property, plant and equipment | 28.49 | 5.00 |
| Proceeds from/ investments in bank deposits (net) | (76.43) | 517.77 |
| Purchase of investment | - | (734.20) |
| Interest received | 82.93 | 77.74 |
| Net cash used in investing activities (B) | (1,940.55) | (1,262.09) |
| C. Cash flows from financing activities | | |
| Proceeds of non-current borrowings | 1,429.84 | 1,103.30 |
| Repayment of non-current borrowings | (320.25) | (249.30) |
| Movement in current borrowings (net) | 415.99 | 547.13 |
| Principal elements of lease payments | (3.44) | (7.04) |
| Payment of interest on lease liabilities | (211.74) | (199.40) |
| Finance costs paid | (370.62) | (220.00) |
| Net cash generated from financing activities (C) | 939.78 | 974.69 |
| Net (decrease) / increase in cash and cash equivalents (A+B+C) | (76.00) | 149.44 |
| D. Cash and cash equivalents at the beginning of the year | | |
| Balance with banks: | | |
| - On current accounts | 222.10 | 29.78 |
| - with original maturity of three months or less | 1.30 | 42.10 |
| Cash on hand | 7.18 | 4.82 |
| | 230.58 | 76.70 |
| E. Cash and cash equivalents on date of acquisition of subsidiary (refer note 41) | | 4.44 |
| F. Cash and cash equivalents at the end of the year | | |
| Balance with banks: | | |
| - On current accounts | 141.26 | 222.10 |
| - with original maturity of three months or less | 1.35 | 1.30 |
| Cash on hand | 11.97 | 7.18 |
| | 154.58 | 230.58 |
| Net (decrease) / increase in cash and cash equivalents (F-E-D) | (76.00) | 149.44 |



Notes:

- The cash flow statement has been prepared under the indirect method set out in Indian Accounting Standard 7 on Statement of cash flows as notified under section 133 of the Companies Act, 2013.
- Change in liabilities arising from financing activities:

| Particulars | For the year ended 31 March 2024 | For the year ended 31 March 2023 |
|--|-------------------------------------|-------------------------------------|
| Opening balance | | |
| Non current borrowings (including current maturities) | 2,879.01 | 1,618.82 |
| Current borrowings | 1,067.81 | 520.68 |
| Lease liabilities | 3,609.57 | 2,464.58 |
| Interest accrued | 4.00 | 4.20 |
| Cash flows | | |
| Proceeds from non-current borrowings | 1,429.84 | 1,103.30 |
| Repayment of non-current borrowings | (320.25) | (249.30) |
| Proceeds of current borrowings (net) | 415.99 | 547.13 |
| Principal elements of lease payments | (3.44) | (7.04) |
| Payment of interest on lease liabilities | (211.74) | (199.40) |
| Finance cost paid | (370.62) | (220.00) |
| Non-cash adjustments | | |
| Interest expenses towards lease liabilities | 291.70 | 269.14 |
| Lease additions, derecognitions and modifications | 5.34 | 1,003.44 |
| Interest on lease capitalised | 72.45 | 78.84 |
| Finance cost debited to statement of profit and loss | 378.95 | 222.75 |
| Effective interest rate adjustment to borrowings | 2.94 | 2.94 |
| Effective interest rate adjustment to statement of profit and loss | (2.94) | (2.94) |
| Borrowings on account of acquisition of subsidiary | - | 403.25 |
| Closing balance | | |
| Non-current borrowings (including current maturities) | 3,991.53 | 2,879.01 |
| Current borrowings | 1,483.80 | 1,067.81 |
| Lease liabilities | 3,763.87 | 3,609.57 |
| Interest accrued | 9.37 | 4.00 |

Summary of material accounting policy information

The accompanying notes are an integral part of these consolidated financial statements.

As per our report of even date attached
For Walker Chandok & Co LLP
Chartered Accountants
Firm Registration No. 0010764/8500013



Tarun Gupta
Partner
Membership No. 507892



Place: Gurugram
Date: 14 June 2024

For and on behalf of Board of Directors of
Paras Healthcare Private Limited


Dr. Dharminder Kumar Nagar
Managing Director
DIN : 00332135


Dilip Bidani
Group CFO

Place: Gurugram
Date: 14 June 2024


Dr. Kapil Garg
Whole time Director
DIN : 01475972


Rahul Kumar
Company Secretary
Membership No. A20928



A. Equity share capital

| Particulars | As at 31 March 2024 | | As at 31 March 2023 | |
|--|---------------------|--------|---------------------|--------|
| | Number of shares | Amount | Number of shares | Amount |
| At the beginning of the year | 3,675,964 | 36.76 | 3,675,964 | 36.76 |
| Add: Reclassification from financial liability (refer note 18) | 1,204,569 | 12.04 | - | - |
| Add : Shares split during the year | 43,924,797 | - | - | - |
| Add : Bonus shares issued during the year | 48,805,330 | 48.81 | - | - |
| At the end of the year | 97,610,660 | 97.61 | 3,675,964 | 36.76 |

B. Other equity

Attributable to the equity shareholders

| Particulars | Reserves and surplus | | Total |
|---|----------------------|-------------------|----------|
| | Securities premium | Retained earnings | |
| Balance as at 01 April 2022 | 62.71 | 631.62 | 694.33 |
| Loss for the year | - | (427.92) | (427.92) |
| Other comprehensive income for the year | - | (2.11) | (2.11) |
| Re-measurement gain on defined benefit plans (net of tax) | - | (2.11) | (2.11) |
| Balance as at 31 March 2023 | 62.71 | 201.59 | 264.30 |
| Loss for the year | - | (153.31) | (153.31) |
| Reclassification from other financial liability (refer note 18) | - | 640.46 | 640.46 |
| Other comprehensive income for the year | - | (3.76) | (3.76) |
| Re-measurement gain on defined benefit plans (net of tax) | - | (3.76) | (3.76) |
| Transactions with owners in their capacity as owners: | | | |
| Reclassification from other financial liability (refer note 18) | 2,588.59 | - | 2,588.59 |
| Utilised towards allotment of bonus shares | (48.81) | - | (48.81) |
| Balance as at 31 March 2024 | 2,602.49 | 684.98 | 3,287.47 |

Summary of material accounting policy information

3

The accompanying notes are an integral part of consolidated financial statements.

As per our report of even date attached
 For Walker Chandniok & Co LLP
 Chartered Accountants
 Firm Registration No: 001076N/N500013

Tarun
 Tarun Gupta
 Partner
 Membership No. 507892



Place: Gurugram
 Date: 14 June 2024

For and on behalf of Board of Directors of
 Paras Healthcare Private Limited

Dr. Dharmin
 Dr. Dharmin Kumar Nagar
 Managing Director
 DIN : 00332135

D. Bidani
 Dilip Bidani
 Group CFO

Place: Gurugram
 Date: 14 June 2024

Kapil Garg
 Dr. Kapil Garg
 Whole time Director
 DIN : 01475972
Rahul
 Rahul Kumar
 Company Secretary
 Membership No. A20928



1. Corporate Information

Paras Healthcare Private Limited ('the Company' or 'the Holding Company') is a Company domiciled in India, with its registered office situated at 1st Floor, Tower-B, Paras Twin Towers, Golf Course Road, Sector-54, Gurugram-122002, Haryana. The Group has been incorporated under the provisions of Indian Companies Act on 21 December 1987. These consolidated financial statements comprise of the Holding Company and its two subsidiary (referred to collectively as the 'Group'). The Group is primarily engaged in the business of providing healthcare services.

2. Basis of preparation of consolidated financial statements

(i) Statement of compliance

These consolidated financial statements ('financial statements') have been prepared in accordance with Indian Accounting Standards (Ind AS) as per the Companies (Indian Accounting Standards) Rules, 2015 notified under Section 133 of Companies Act, 2013, (the 'Act') and other relevant provisions of the Act.

The consolidated financial statements were authorised for issue by the Group's Board of Directors on 14 June 2024.

Details of the Group's accounting policies are included in Note 3.

(ii) Functional and presentation currency

These consolidated financial statements are prepared in INR millions, which is the Group's functional and presentation currency. All amounts have been rounded-off to the nearest millions and two decimals thereof except share data and per share data, unless otherwise stated.

(iii) Basis of measurement

These consolidated financial statements have been prepared on the historical cost basis, except for the following items:

| Items | Measurement basis |
|--|--|
| Net defined benefit (asset)/ liability | Present value of defined benefit obligations |
| Compound financial instruments | Fair value |
| Other financial assets and liabilities | Amortised cost |

(iv) Recent accounting pronouncement

Ministry of Corporate Affairs ("MCA") notifies new standards or amendments to the existing standards under Companies (Indian Accounting Standards) Rules 2015, as issued from time to time. For the year ended 31 March 2024, MCA has not notified any new standards or amendments to the existing standards applicable to the Group.

(v) Use of estimates and judgements

The preparation of these financial statements in conformity with recognition and measurement principles of Ind AS requires management to make judgements, estimates and assumptions that affect the application of accounting policies and the reported amounts of assets, liabilities, income and expenses as well as disclosures. Actual results may differ from these estimates.

Estimates and underlying assumptions are reviewed on an ongoing basis. Revisions to accounting estimates are recognised in the period in which the estimates are revised and in any future periods prospectively.



In particular, information about significant areas of estimation, uncertainty and critical judgements in applying accounting policies that have the most significant effects on the amount recognised in the financial statements pertains to ;

a) Useful lives and recoverable amount of property, plant and equipment and intangible asset

The estimated useful lives and recoverable amounts of property, plant and equipment and intangible assets are based on estimates and assumptions regarding the expected market outlook, expected future cash flows, growth rates, obsolescence, demand, competition, and known technological advances. The charge in respect of periodic depreciation/ amortisation is derived based on an estimate of an asset's expected useful life and the expected residual value at the end of its life. The Group reviews the useful lives and recoverable amounts of property, plant and equipment and intangible assets at the end of each reporting period.

b) Impairment of financial asset

At each balance sheet date, based on historical default rates observed over expected life, existing market conditions as well as forward looking estimates, the management assesses the expected credit losses on outstanding receivables. Further, management also considers the factors that may influence the credit risk of its customer base, including the default risk associated with industry and country in which the customer operates.

c) Income tax

Recognition of deferred tax assets/ liabilities involves making judgements and estimations about the availability of future taxable profit against which tax losses carried forward can be used. A deferred tax asset is recognised for unused tax losses and deductible temporary differences, to the extent that it is probable that future taxable profits will be available against which they can be utilised.

Deferred tax assets are reviewed at each reporting date and are reduced to the extent that it is no longer probable that the related tax benefit will be realized.

Provision for tax liabilities require judgements on the interpretation of tax legislation, developments in case laws and the potential outcomes of appeals which may be subject to significant uncertainty. Therefore, the actual results may vary from expectations resulting in adjustments to provisions, the valuation of deferred tax assets and therefore the tax charge in the Statement of Profit and Loss.

d) Litigations

From time to time, the Group is subject to legal proceedings the ultimate outcome of each being always subject to many uncertainties inherent in litigation. A provision for litigation is made when it is considered probable that a payment will be made and the amount of the loss can be reasonably estimated. Significant judgement is made when evaluating, among other factors, the probability of unfavourable outcome and the ability to make a reasonable estimate of the amount of potential loss. Litigation provisions are reviewed at each accounting period and revisions made for the changes in facts and circumstances.

e) Employee benefit obligations

Employee benefit obligations are determined using actuarial valuations. An actuarial valuation involves making appropriate assumptions that may differ from actual developments in the future. These include the determination of the discount rate, future salary increases and mortality rates. Due to the complexities involved in the valuation and its long-term nature, a defined benefit obligation is highly sensitive to changes in these assumptions. All assumptions are reviewed at each reporting date.



f) Leases

Critical judgements in determining the lease term

Ind AS 116 requires lessees to determine the lease term as the non-cancellable period of a lease adjusted with any option to extend or terminate the lease, if the use of such option is reasonably certain. The Group makes an assessment on the expected lease term on a lease-by-lease basis and there by assesses whether it is reasonably certain that any options to extend or terminate the contract will be exercised. In evaluating the lease term, the Group considers factors such as any significant leasehold improvements undertaken over the lease term, costs relating to the termination of the lease and the importance of the underlying asset to Group's operations taking into account the location of the underlying asset and the availability of suitable alternatives. The lease term in future periods is reassessed to ensure that the lease term reflects the current economic circumstances.

Critical judgements in determining the discount rate

The discount rate is generally based on the incremental borrowing rate specific to the lease being evaluated or for a portfolio of leases with similar characteristics.

(vi) Measurement of fair values

A number of the Group's accounting policies and disclosures require the measurement of fair values, for both financial and non-financial assets and liabilities. The Group has an established control framework with respect to the measurement of fair values. The Group's CFO regularly reviews significant unobservable inputs and valuation adjustments.

Fair values are categorised into different levels in a fair value hierarchy based on the inputs used in the valuation techniques as follows:

Level 1: quoted prices (unadjusted) in active markets for identical assets or liabilities.

Level 2: inputs other than quoted prices included in Level 1 that are observable for the asset or liability, either directly (i.e. as prices) or indirectly (i.e. derived from prices).

Level 3: inputs for the asset or liability that are not based on observable market data (unobservable inputs)

When measuring the fair value of an asset or a liability, the Group uses observable market data as far as possible. If the inputs used to measure the fair value of an asset or a liability fall into different levels of the fair value hierarchy, then the fair value measurement is categorised in its entirety in the same level of the fair value hierarchy as the lowest level input that is significant to the entire measurement.

The Group recognises transfers between levels of the fair value hierarchy at the end of the reporting period during which the change has occurred.

Further information about the assumptions made in measuring fair values is included in Note 46- financial instruments.

(vii) Current versus non-current classification

The Group presents assets and liabilities in the Balance Sheet based on current / non-current classification.

An asset is classified as current when it satisfies any of the following criteria:

- Expected to be realised or intended to be sold or consumed in normal operating cycle,
- Held primarily for the purpose of trading,
- Expected to be realised within twelve months after the reporting period, or



- d) Cash or cash equivalent unless restricted from being exchanged or used to settle a liability for at least twelve months after the reporting period.

All other assets are classified as non-current.

A liability is classified as current when it satisfies any of the following criteria:

- a) It is expected to be settled in normal operating cycle,
b) It is held primarily for the purpose of trading,
c) It is due to be settled within twelve months after the reporting period, or
d) There is no unconditional right to defer the settlement of the liability for at least twelve months after the reporting period

All other liabilities are classified as non-current.

All assets and liabilities have been classified as current or non-current as per the Group's operating cycle and other criteria set out in Schedule III to the Companies Act, 2013. Based on the nature of products/ services and the time between the acquisition of assets for processing and their realization in cash and cash equivalents, the Group has ascertained its operating cycle to be within 12 months for the purpose of current and non-current classification of assets and liabilities.

Deferred tax assets and liabilities are classified as non-current assets and liabilities.

3. Material accounting policy information

A. Principles of consolidation

The consolidated financial statements have been prepared in accordance with Ind AS 110 on "Consolidated financial statements".

Details of the consolidated subsidiary and shareholding pattern are as follows:-

| Name of subsidiary | Country of incorporation | Percentage of ownership |
|---|---------------------------------|--------------------------------|
| Paras Healthcare (Ranchi) Private Limited | India | 100% |
| Plus Medicare Hospitals Private Limited (w.e.f 18 October 2022) | India | 100% |

i. Subsidiary

Subsidiary is entity controlled by the Group. The Group controls an entity when it is exposed to, or has rights to, variable returns from its involvement with the entity and has the ability to affect those returns through its power over the entity. The financial statements of subsidiary are included in the consolidated financial statements from the date on which control commences until the date on which control ceases.

ii. Transactions eliminated on consolidation

Combine like items of assets, liabilities, equity, income, expenses and cash flows of the parent with those of its subsidiaries. For this purpose, income and expenses of the subsidiary are based on the amounts of the assets and liabilities recognised in the consolidated financial statements at the acquisition date.



Offset (eliminate) the carrying amount of the parent's investment in the subsidiary and the parent's portion of equity of the subsidiary.

Eliminate in full, intragroup assets and liabilities, equity, income, expenses and cash flows relating to transactions between entities of the Group (profits or losses resulting from intragroup transactions that are recognised in assets, such as inventory and fixed assets, are eliminated in full). Intragroup losses may indicate an impairment that requires recognition in the consolidated financial statements. Ind AS 12 "Income Taxes" applies to temporary differences that arise from the elimination of profits and losses resulting from intragroup transactions.

B. Property, plant and equipment

(i) Recognition and measurement

Items of property, plant and equipment are measured at cost, which includes capitalised borrowing costs, less accumulated depreciation and accumulated impairment losses, if any. Cost of an item of property, plant and equipment comprises its purchase price, including import duties and non-refundable purchase taxes, after deducting trade discounts and rebates, any directly attributable cost of bringing the item to its working condition for its intended use and estimated cost of dismantling and removing the item and restoring the site on which it is located.

The cost of a self-constructed item of property, plant and equipment comprises the cost of materials and direct labour, any other costs directly attributable to bringing the item to working condition for its intended use, and estimated costs of dismantling and removing the item and restoring the site on which it is located.

If significant parts of an item of property, plant and equipment have different useful lives, then they are accounted for as separate items (major components) of property, plant and equipment. All other repair and maintenance costs are recognised in the statement of profit and loss as incurred.

Gains or losses arising from the retirement or disposal of a property, plant and equipment are determined as the difference between the net disposal proceeds and the carrying amount of the asset and recognised as income or expense in the statement of profit and loss.

(ii) Subsequent expenditure

Subsequent expenditure is capitalised only if it is probable that the future economic benefits associated with the expenditure will flow to the Group.

(iii) Depreciation

Depreciation is calculated on cost of items of property, plant and equipment less their estimated residual values over their useful lives mentioned in Schedule II to the Companies Act, 2013, using the written down value except for leasehold improvements and is recognised in the statement of profit and loss.

Freehold land is not depreciated.

The leasehold improvements are depreciated using straight line method over the primary period of the lease or useful life of the assets (generally 10 years), whichever is lower.

Depreciation on additions (disposals) is provided on a pro-rata basis i.e. from (upto) the date on which asset is ready for use (disposed of).



C. Capital work-in-progress

The cost of property, plant and equipment not ready for their intended use is recorded as capital work-in-progress before such date. Cost of construction that relate directly to specific property, plant and equipment and that are attributable to construction activity in general and can be allocated to specific property, plant and equipment are included in capital work-in-progress.

Expenses against the assets are not ready for their intended use and other capital work-in-progress are carried at cost, comprising direct cost, related incidental expenses.

D. Intangible assets

Intangible assets are stated at acquisition cost, net of accumulated amortisation and accumulated impairment losses, if any. The cost of such assets includes purchase price, licensee fee, import duties and other taxes and any directly attributable expenditure to bring the assets to their working condition for intended use.

Amortization method, estimated useful life and residual value

Intangible assets are amortised @ 40% p.a. on written down value of the assets. The amortisation period, residual value and the amortisation method are reviewed at least at each balance sheet date. If the expected useful life of the asset is significantly different from previous estimates, the amortisation period is changed accordingly.

Gains or losses arising from the retirement or disposal of an intangible asset are determined as the difference between the net disposal proceeds and the carrying amount of the asset and recognised as income or expense in the statement of profit and loss.

E. Inventories

Inventories of medical drugs, stores and consumables are measured at the lower of cost and net realisable value. The cost of inventories includes expenditure incurred in acquiring the inventories and other costs in bringing them to their present condition and location. The cost of the items constituting the inventory is computed on FIFO basis.

Net realizable value is the estimated selling price in the ordinary course of business, less estimated selling expenses.

The comparison of cost and net realisable value is made on an item-by-item basis.

Provisions/write-downs for obsolescence, damaged and slow-moving inventory are made, wherever necessary and inventory is stated net of such provisions/write-downs.

F. Cash and cash equivalents

Cash and cash equivalents includes cash in hand, demand deposits with banks, other short-term highly liquid investments with original maturities of three months or less that are readily convertible to known amounts of cash and which are subject to an insignificant risk of changes in value.

G. Leases

A lease is defined as 'a contract, or part of a contract, that conveys the right to use an asset (the underlying asset) for a period of time in exchange for consideration'.

Classification of leases

The Group enters into leasing arrangements for various assets. The assessment of the lease is based on several factors,



including, but not limited to, transfer of ownership of leased asset at end of lease term, lessee's option to extend/purchase etc.

Recognition and initial measurement

At lease commencement date, the Group recognises a right-of-use asset and a lease liability on the balance sheet. The right-of-use asset is measured at cost, which is made up of the initial measurement of the lease liability, any initial direct costs incurred by the Group, an estimate of any costs to dismantle and remove the asset at the end of the lease (if any), and any lease payments made in advance of the lease commencement date (net of any incentives received).

Subsequent measurement

The Group depreciates the right-of-use assets on a straight-line basis from the lease commencement date to the earlier of the end of the useful life of the right-of-use asset or the end of the lease term. The Group also assesses the right-of-use asset for impairment when such indicators exist.

At lease commencement date, the Group measures the lease liability at the present value of the lease payments unpaid at that date, discounted using the interest rate implicit in the lease if that rate is readily available or the Group's incremental borrowing rate. Lease payments included in the measurement of the lease liability are made up of fixed payments (including in substance fixed payments) and variable payments based on an index or rate. Subsequent to initial measurement, the liability will be reduced for payments made and increased for interest. It is re-measured to reflect any reassessment or modification, or if there are changes in in-substance fixed payments. When the lease liability is re-measured, the corresponding adjustment is reflected in the right-of-use asset.

The Group has elected to account for short-term leases and leases of low-value assets using the practical expedients. Instead of recognising a right-of-use asset and lease liability, the payments in relation to these are recognised as an expense in Statement of Profit and Loss on a straight-line basis over the lease term.

H. Financial instruments

(i) Recognition and initial measurement

A financial instrument is any contract that gives rise to a financial asset of one entity and a financial liability or equity instrument of another entity. A financial asset or financial liability is initially measured at fair value plus, for an item not at fair value through profit and loss (FVTPL), transaction costs that are directly attributable to its acquisition or issue.

Trade receivables and debt securities are initially recognised when they are originated. All other financial assets and financial liabilities are initially recognised when the Group becomes a party to the contractual provisions of the instrument.

(ii) Classification and subsequent measurement

Financial assets

On Initial recognition, a financial asset is classified as measured at:

- Amortised cost
- FVOCI – debt investment;
- FVOCI – equity investment; or
- FVTPL.

Financial assets are not reclassified subsequent to their initial recognition, except if and in the period the Group changes



its business model for managing financial assets.

A financial asset is measured at the amortised cost if both of the following conditions are met and is not designated as at FVTPL:

- the financial asset is held within a business model whose objective is to hold assets for collecting contractual cash flows, and
- the contractual terms of the financial asset give rise on specified dates to cash flows that are solely payments of principal and interest (SPPI) on the principal amount outstanding.

On initial recognition of an equity investment that is not held for trading, the Group may irrevocably elect to present subsequent changes in the investment's fair value in OCI (designated as FVOCI – equity investment). This election is made on an investment-by-investment basis.

All financial assets not classified as measured at amortised cost or FVOCI as described above are measured at FVTPL. This includes all derivative financial assets. On initial recognition, the Group may irrevocably designate a financial asset that otherwise meets the requirements to be measured at amortised cost or at FVOCI as at FVTPL if doing so eliminates or significantly reduces an accounting mismatch that would otherwise arise.

Financial assets: Business model assessment

The Group makes an assessment of the objective of the business model in which a financial asset is held at a portfolio level because this best reflects the way the business is managed, and information is provided to management. The information considered includes:

- a) the stated policies and objectives for the portfolio and the operation of those policies in practice. These include whether management's strategy focuses on earning contractual interest income, maintaining a particular interest rate profile, matching the duration of the financial assets to the duration of any related liabilities or expected cash outflows or realising cash flows through the sale of the assets;
- b) how the performance of the portfolio is evaluated and reported to the Group's management;
- c) the risks that affect the performance of the business model (and the financial assets held within that business model) and how those risks are managed;
- d) how managers of the business are compensated – e.g. whether compensation is based on the fair value of the assets managed or the contractual cash flows collected; and
- e) the frequency, volume and timing of sales of financial assets in prior periods, the reasons for such sales and expectations about future sales activity.

Transfers of financial assets to third parties in transactions that do not qualify for derecognition are not considered sales for this purpose, consistent with the Group's continuing recognition of the assets.

Financial assets that are held for trading or are managed and whose performance is evaluated on a fair value basis are measured at FVTPL.

Financial assets: Assessment whether contractual cash flows are solely payments of principal and interest:

For the purposes of this assessment, 'principal' is defined as the fair value of the financial asset on initial recognition. 'Interest' is defined as consideration for the time value of money and for the credit risk associated with the principal amount outstanding during a particular period of time and for other basic lending risks and costs (e.g. liquidity risk and



administrative costs), as well as a profit margin.

In assessing whether the contractual cash flows are solely payments of principal and interest, the Group considers the contractual terms of the instrument. This includes assessing whether the financial asset contains a contractual term that could change the timing or amount of contractual cash flows such that it would not meet this condition. In making this assessment, the Group considers:

- a) contingent events that would change the amount or timing of cash flows;
- b) terms that may adjust the contractual coupon rate, including variable interest rate features;
- c) prepayment and extension feature; and
- d) terms that limit the Group's claim to cash flows from specified assets (e.g. non-recourse features)

Financial assets: Subsequent measurement and gains and losses

Financial assets at FVTPL

These assets are subsequently measured at fair value. Net gains and losses, including any interest or dividend income, are recognised in statement of profit and loss.

Financial assets at amortised cost

These assets are subsequently measured at amortised cost using the effective interest method. The amortised cost is reduced by impairment losses. Interest income, foreign exchange gains and losses and impairment are recognised in statement of profit and loss. Any gain or loss on derecognition is recognised in statement of profit and loss.

Debt investments at FVOCI

These assets are subsequently measured at fair value. Interest income under the effective interest method, foreign exchange gains and losses and impairment are recognised in statement of profit and loss. Other net gains and losses are recognised in OCI. On derecognition, gains and losses accumulated in OCI are reclassified to statement of profit and loss.

Equity investments at FVOCI

These assets are subsequently measured at fair value. Dividends are recognised as income in statement of profit and loss unless the dividend clearly represents a recovery of part of the cost of the investment. Other net gains and losses are recognised in OCI and are not reclassified to statement of profit and loss.

Financial liabilities: Classification, subsequent measurement and gains and losses

Financial liabilities are classified as measured at amortised cost or FVTPL. A financial liability is classified as at FVTPL if it is classified as held-for-trading, or it is a derivative or it is designated as such on initial recognition. Financial liabilities at FVTPL are measured at fair value and net gains and losses, including any interest expense, are recognised in statement of profit and loss. Other financial liabilities are subsequently measured at amortised cost using the effective interest method. Interest expense and foreign exchange gains and losses are recognised in statement of profit and loss. Any gain or loss on derecognition is also recognised in statement of profit and loss. Fees paid on the establishment of loan facilities are recognised as transaction costs of the loan to the extent that it is probable that some or all of the facility will be drawn down.



(iii) Derecognition

Financial asset

The Group derecognises a financial asset when the contractual rights to the cash flows from the financial asset expire, or it transfers the rights to receive the contractual cash flows in a transaction in which substantially all of the risks and rewards of ownership of the financial asset are transferred or in which the Group neither transfers nor retains substantially all of the risks and rewards of ownership and does not retain control of the financial asset.

If the Group enters into transactions whereby it transfers assets recognised on its balance sheet but retains either all or substantially all of the risks and rewards of the transferred assets, the transferred assets are not derecognised.

Where the Group has neither transferred a financial asset nor retains substantially all risks and rewards of ownership of the financial asset, the financial asset is derecognised if the Group has not retained control of the financial asset. Where the Group retains control of the financial asset, the asset is continued to be recognised to the extent of continuing involvement in the financial asset.

Financial liability

The Group derecognises a financial liability when its contractual obligations are discharged or cancelled or expire. The Group also derecognises a financial liability when its terms are modified and the cash flows under the modified terms are substantially different. In this case, a new financial liability based on the modified terms is recognised at fair value. The difference between the carrying amount of the financial liability extinguished and the new financial liability with modified terms is recognised in statement of profit and loss.

(iv) Offsetting

Financial assets and financial liabilities are offset, and the net amount presented in the balance sheet when, and only when, the Group currently has a legally enforceable right to set off the amounts and it intends either to settle them on a net basis or to realise the asset and settle the liability simultaneously.

I. Financial instrument classified as financial liability

Financial instrument which requires the Group to deliver cash or another financial asset, or otherwise to settle it in such a way that it would be a financial liability, and where Group does not have an unconditional right to avoid such obligation, are classified as financial liability. Such classification is in substance of the contractual arrangement and as per the definitions of the financial liability. Such financial instruments are recognized as financial liability at the full amount, without taking into account the timing of the contingent event. This is as per the rules of contingent settlement provisions. The equity component for such financial instruments will be nil.

Initial recognition of such financial instrument as financial liability will be at fair value and subsequent changes in fair value is recognized in profit or loss (i.e. FVTPL).

J. Impairment

(i) Impairment of financial assets

The Group recognizes loss allowance using the expected credit loss (ECL) model for the financial assets which are not fair valued through profit or loss. Loss allowance for trade receivables with no significant financing component is measured at an amount equal to lifetime ECL. For all financial assets with contractual cash flows other than trade receivable, ECLs are measured at an amount equal to the 12-month ECL, unless there has been a significant increase in credit risk from initial recognition in which case those are measured at lifetime ECL. The amount of ECL (or reversal)



that is required to adjust the loss allowance at the reporting date is recognised as an impairment gain or loss in the Statement of Profit and Loss.

Measurement of expected credit losses

Trade receivables

In respect of trade receivables, the Group applies the simplified approach of Ind AS 109, which requires measurement of loss allowance at an amount equal to lifetime expected credit losses. Lifetime expected credit losses are the expected credit losses that result from all possible default events over the expected life of a financial instrument.

Other financial assets

In respect of its other financial assets, the Group assesses if the credit risk on those financial assets has increased significantly since initial recognition. If the credit risk has not increased significantly since initial recognition, the Group measures the loss allowance at an amount equal to 12-month expected credit losses, else at an amount equal to the lifetime expected credit losses.

When making this assessment, the Group uses the change in the risk of a default occurring over the expected life of the financial asset. To make that assessment, the Group compares the risk of a default occurring on the financial asset as at the balance sheet date with the risk of a default occurring on the financial asset as at the date of initial recognition and considers reasonable and supportable information, that is available without undue cost or effort, that is indicative of significant increases in credit risk since initial recognition. The Group assumes that the credit risk on a financial asset has not increased significantly since initial recognition if the financial asset is determined to have low credit risk at the balance sheet date.

Presentation of allowance for expected credit losses in the balance sheet

Loss allowances for financial assets measured at amortised cost are deducted from the gross carrying amount of the assets.

(ii) Impairment of non- financial assets

The Group's non-financial assets, other than inventories and deferred tax assets are reviewed at each reporting date to determine whether there is any indication of impairment. If any such indication exists, then the asset's recoverable amount is estimated.

For impairment testing, assets that do not generate independent cash inflows are grouped together into cash-generating units (CGUs). Each CGU represents the smallest group of assets that generates cash inflows that are largely independent of the cash inflows of other assets or CGUs.

The recoverable amount of a CGU (or an individual asset) is the higher of its value in use and its fair value less costs to sell. Value in use is based on the estimated future cash flows, discounted to their present value using a pre-tax discount rate that reflects current market assessments of the time value of money and the risks specific to the CGU (or the asset).

An impairment loss is recognised if the carrying amount of an asset or CGU exceeds its estimated recoverable amount. Impairment losses are recognised in the statement of profit and loss. An impairment loss is reversed if there has been a change in the estimates used to determine the recoverable amount. An impairment loss is reversed only to the extent that the asset's carrying amount does not exceed the carrying amount that would have been determined net of depreciation or amortisation, if no impairment loss had been recognised.

K. Provisions, contingent liabilities and contingent assets

A provision is recognised if, as a result of a past event, the Group has a present legal or constructive obligation that can be estimated reliably, and it is probable that an outflow of economic benefits will be required to settle the obligation.



Provisions are determined by discounting the expected future cash flows (representing the best estimate of the expenditure required to settle the present obligation at the balance sheet date) at a pre-tax rate that reflects current market assessments of the time value of money and the risks specific to the liability. The unwinding of the discount is recognised as finance cost. Expected future operating losses are not provided for.

Contingent liabilities

A contingent liability is a possible obligation that arises from past events whose existence will be confirmed by the occurrence or non-occurrence of one or more uncertain future events beyond the control of the Group or a present obligation that is not recognised because it is not probable that an outflow of resources will be required to settle the obligation. A contingent liability also arises in extremely rare cases where there is a liability that cannot be recognised because it cannot be measured reliably. The Group does not recognize a contingent liability but discloses its existence in the consolidated financial statements.

Contingent assets

Contingent assets are not recognised but disclosed in the consolidated financial statements when an inflow of economic benefits is probable.

L. Revenue recognition

Revenue is recognized upon transfer of control of promised products or services to customers/patients in an amount that reflects the consideration the Group expects to receive in exchange for those products or services. Revenue is measured at transaction price net of rebates, discounts and taxes. A receivable is recognised by the Group when the control is transferred as this is the case of point in time recognition where consideration is unconditional because only the passage of time is required. When either party to a contract has performed, an entity shall present the contract in the balance sheet as a contract asset or a contract liability, depending on the relationship between the entity's performance and the payment. The Group applies the revenue recognition criteria to each component of the revenue transaction as set out below.

Income from healthcare services

Revenue from healthcare services is recognized as and when related services are rendered and include services for patients undergoing treatment and pending for discharge, which is shown as unbilled revenue under other current financial assets. The Group considers the terms of the contract and its customary business practices to determine the transaction price. The transaction price is the amount of consideration to which the Group expects to be entitled in exchange for the services, excluding amounts collected on behalf of third parties (for example, indirect taxes).

Income from sale of pharmacy products to out-patients

Revenue from pharmacy products is recognized as and when the control of products is transferred to the customer. The Group considers its customary business practices to determine the transaction price. The transaction price is the amount of consideration to which the Group expects to be entitled in exchange for the products, excluding amounts collected on behalf of third parties (for example, indirect taxes).

Contract assets and liabilities

Contract assets are recognised when there is excess of revenue earned over billings on contracts. Contract assets are classified as unbilled receivables (only act of invoicing is pending) when there is unconditional right to receive cash, and only passage of time is required, as per contractual terms.

Unearned and deferred revenue ("contract liability") is recognised when there is billings in excess of revenues.



Other income

Rent income

Rental income from sub-leasing and leasing is recognised in statement of profit and loss on a straight-line basis over the term of the lease except where the rentals are structured to increase in line with expected general inflation. Lease incentives granted are recognised as an integral part of the total rental income, over the term of the lease.

Interest income

Interest income is recognised using the effective interest rate method. The effective interest rate is the rate that exactly discounts estimated future cash receipts through the expected life of the financial asset to the gross carrying amount of a financial asset. When calculating the effective interest rate, the Group estimates the expected cash flows by considering all the contractual terms of the financial instrument (for example, prepayment, extension, call and similar options) but does not consider the expected credit losses.

Sponsorship income

Sponsorship income is recognized when the underlying obligations are completed as per contractual terms.

M. Employee benefits

The Group's obligation towards various employee benefits has been recognised as follows:

(i) Short term employee benefits

Short-term employee benefit obligations are measured on an undiscounted basis and are expensed as the related service is provided. A liability is recognised for the amount expected to be paid e.g., wages and salaries, short-term cash bonus, etc., if the Group has a present legal or constructive obligation to pay this amount as a result of past service provided by the employee, and the amount of obligation can be estimated reliably.

(ii) Long term employee benefits

Defined contribution plans

A defined contribution plan is a post-employment benefit plan under which an entity pays fixed contributions into a separate entity and will have no legal or constructive obligation to pay further amounts.

Provident fund, employee's state insurance scheme and labour welfare fund are defined contribution plans. These contributions are recognised as an expense in the Statement of Profit and Loss during the period in which the employee renders the related services.

Defined benefit plans

A defined benefit plan is a post-employment benefit plan other than a defined contribution plan.

The Group has defined benefit plan, Gratuity.

The Group's net obligation in respect of defined benefit plans is calculated by estimating the amount of future benefit that employees have earned in the current and prior periods, discounting that amount and deducting the fair value of any plan assets, if any.

The calculation of defined benefit obligation is performed annually by a qualified actuary using the projected unit credit



method.

Remeasurements of the net defined benefit liability, which comprise actuarial gains and losses, are recognised in other comprehensive income (OCI). The Group determines the net interest expense/(income) on the net defined benefit liability for the period by applying the discount rate used to measure the defined benefit obligation at the beginning of the annual period to the net defined benefit liability, taking into account any changes in the net defined benefit liability during the period as a result of contributions and benefit payments. Net interest expense and other expenses related to defined benefit plans are recognised in statement of profit and loss.

The discount rates used for determining the present value of the obligation under defined benefit plan, are based on the market yields on government securities as at the balance sheet date.

When the benefits of a plan are changed or when a plan is curtailed, the resulting change in benefit that relates to past service ('past service cost' or 'past service gain') or the gain or loss on curtailment is recognised immediately in statement of profit and loss. The Group recognises gains and losses on the settlement of a defined benefit plan when the settlement occurs.

(iii) Other long term employee benefits – compensated absences

The employees can carry-forward a portion of the unutilized accrued compensated absences and utilize it in future service periods or receive cash compensation on termination of employment. Since the compensated absences do not fall due wholly within twelve months after the end of the period in which the employees render the related service and are also not expected to be utilized wholly within twelve months after the end of such period, the benefit is classified as a long-term employee benefit. The Group records an obligation for such compensated absences in the period in which the employee renders the services that increase this entitlement. The obligation is measured on the basis of independent actuarial valuation using the Projected Unit Credit Method. Re-measurement as a result of experience adjustments and changes in actuarial assumptions are recognised in the statement of profit and loss.

N. Income tax

Income tax comprises current and deferred tax. It is recognised in statement of profit and loss except to the extent that it relates to an item recognised directly in equity or in other comprehensive income.

(i) Current tax

Current tax comprises the expected tax payable or receivable on the taxable income or loss for the year and any adjustment to the tax payable or receivable in respect of previous years. The amount of current tax reflects the best estimate of the tax amount expected to be paid or received after considering the uncertainty, if any, related to income taxes.

Current tax assets and current tax liabilities are offset only if there is a legally enforceable right to set off the recognised amounts, and it is intended to realise the asset and settle the liability on a net basis or simultaneously.

(ii) Deferred tax

Deferred tax is recognised in respect of temporary differences between the carrying amounts of assets and liabilities for financial reporting purposes and the corresponding amounts used for taxation purposes. Deferred tax assets are recognised to the extent that it is probable that future taxable profits will be available against which they can be used.

Deferred tax is measured at the tax rates that are expected to apply to the period when the asset is realised or the liability is settled, based on the laws that have been enacted or substantively enacted by the reporting date.

The measurement of deferred tax reflects the tax consequences that would follow from the manner in which the Group expects, at the reporting date, to recover or settle the carrying amount of its assets and liabilities.



Deferred tax assets and liabilities are offset if there is a legally enforceable right to offset current tax liabilities and assets, and they relate to income taxes levied by the same tax authority on the same taxable entity, or on different tax entities, but they intend to settle current tax liabilities and assets on a net basis or their tax assets and liabilities will be realised simultaneously.

O. Segment reporting

Operating segments are reported in a manner consistent with the internal reporting provided to the chief operating decision maker. The Holding Company's Managing Director assesses the financial performance and position of the Group, and makes strategic decision and has been identified as the chief operating decision maker. The Group is engaged in the business of providing healthcare services, which has been defined as one business segment. Accordingly, the Group's activities/business is reviewed regularly by the Holding Company's Managing Director from an overall business perspective, rather than reviewing its services as individual standalone components.

P. Earnings per share

Basic earnings per share are calculated by dividing the net profit or loss for the period attributable to equity shareholders (after deducting attributable taxes) by the weighted average number of equity shares outstanding during the period. Partly paid equity shares are treated as a fraction of an equity share to the extent that they are entitled to participate in dividends relative to a fully paid equity share during the reporting period. The weighted average number of equity shares outstanding during the period is adjusted for events such as bonus issue, bonus element in a rights issue, share split and reverse share split (consolidation of shares) that have changed the number of equity shares outstanding, without a corresponding change in resources.

For the purpose of calculating diluted earnings per share, the net profit or loss for the period attributable to equity shareholders and the weighted average number of shares outstanding during the period are adjusted for the effects of all dilutive potential equity shares.

Q. Business Combination

Business combinations, other than through common control transactions, are accounted for using the purchase (acquisition) method. The cost of an acquisition is measured as the fair value of the assets given, equity instruments issued and liabilities incurred or assumed at the date of exchange. The cost of acquisition also includes the fair value of any contingent consideration. Identifiable assets acquired and liabilities and contingent liabilities assumed in a business combination are measured initially at their fair value on the date of acquisition. Business combinations through common control transactions are accounted on a pooling of interest method. Under pooling of interest method, the assets and liabilities of the combining entities are reflected at their carrying amounts, with adjustments only to harmonise accounting policies.

Goodwill is initially measured at cost, being the excess of the aggregate of the consideration transferred and the amount recognised for non-controlling interests, and any previous interest held, over the net identifiable assets acquired and liabilities assumed. If the fair value of the net assets acquired is in excess of the aggregate consideration transferred, the Group re-assesses whether it has correctly identified all of the assets acquired and all of the liabilities assumed and reviews the procedures used to measure the amounts to be recognised at the acquisition date. If the re-assessment still results in an excess of the fair value of net assets acquired over the aggregate consideration transferred, then the gain is recognised in Other Comprehensive Income (OCI) and accumulated in other equity as capital reserve. However, if there is no clear evidence of bargain purchase, the entity recognises the gain directly in other equity as capital reserve, without routing the same through OCI. Consideration transferred includes the fair values of the assets transferred, liabilities incurred by the Group to the previous owners of the acquiree, and equity interests issued by the Group.

Consideration transferred also includes the fair value of any contingent consideration. Consideration transferred does not include amounts related to the settlement of pre-existing relationships. Any goodwill that arises on account of such



business combination is tested annually for impairment.

Any contingent consideration is measured at fair value at the date of acquisition. If an obligation to pay contingent consideration that meets the definition of a financial instrument is classified as equity, then it is not re-measured and the settlement is accounted for within other equity. Otherwise, other contingent consideration is re-measured at fair value at each reporting date and subsequent changes in the fair value of the contingent consideration are recorded in the Statement of Profit and Loss. A contingent liability of the acquiree is assumed in a business combination only if such a liability represents a present obligation and arises from a past event, and its fair value can be measured reliably. On an acquisition-by-acquisition basis, the Group recognises any non-controlling interest in the acquiree either at fair value or at the non-controlling interest's proportionate share of the acquiree's identifiable net assets.

Transaction costs that the Group incurs in connection with a business combination, such as Stamp Duty for title transfer in the name of the Group, finder's fees, legal fees, due diligence fees and other professional and consulting fees, are expensed as incurred.

R. New and amended standard adopted by the Group

The Ministry of Corporate Affairs vide notification dated 31 March 2023 notified the Companies (Indian Accounting Standards) Amendment Rules, 2023, which amended certain accounting standards (see below), and are effective 1 April 2023:

- Disclosure of accounting policies - amendments to Ind AS 1
- Definition of accounting estimates - amendments to Ind AS 8
- Deferred tax related to assets and liabilities arising from a single transaction - amendments to Ind AS 12

The other amendments to Ind AS notified by these rules are primarily in the nature of clarifications.

These amendments did not have any material impact on the amounts recognised in prior periods and are not expected to significantly affect the current or future periods. Specifically, no changes would be necessary as a consequence of amendments made to Ind AS 12 as the Group's accounting policy already complies with the now mandatory treatment.



4. Property plant and equipment

| Particulars | Freehold land | Leasehold improvements | Buildings | Plant and equipments | Medical equipments | Office equipments | Computers and servers | Furniture and fittings | Vehicles | Total |
|--|---------------|------------------------|-----------------|----------------------|--------------------|-------------------|-----------------------|------------------------|--------------|-----------------|
| Gross carrying value | | | | | | | | | | |
| Balance as at 01 April 2022 | 16.89 | 816.83 | 773.43 | 322.07 | 1,744.20 | 19.04 | 56.52 | 86.86 | 45.53 | 3,881.37 |
| Additions during the year | 200.87 | 479.44 | - | 97.47 | 286.11 | 16.48 | 35.86 | 96.67 | - | 1,212.90 |
| Additions on account of acquisition of an entity (refer note 41) | - | - | 531.41 | 62.82 | - | 3.44 | 0.82 | 24.07 | 0.04 | 622.60 |
| Disposals during the year | - | - | - | - | (10.42) | - | - | - | (8.93) | (19.35) |
| Balance at 31 March 2023 | 217.76 | 1,296.27 | 1,304.84 | 482.36 | 2,019.89 | 38.96 | 93.20 | 207.60 | 36.64 | 5,697.52 |
| Additions during the year | - | 1,008.22 | 57.88 | 319.78 | 1,368.83 | 33.15 | 63.49 | 56.59 | 3.45 | 2,911.39 |
| Disposals during the year | - | - | - | (1.20) | (58.25) | (0.09) | - | (2.65) | (1.62) | (63.81) |
| Balance as at 31 March 2024 | 217.76 | 2,304.49 | 1,362.72 | 800.94 | 3,330.47 | 72.02 | 156.69 | 261.54 | 38.47 | 8,545.10 |
| Accumulated depreciation | | | | | | | | | | |
| Balance as at 01 April 2022 | - | 381.41 | 96.09 | 179.68 | 709.46 | 12.20 | 43.30 | 49.77 | 13.95 | 1,485.86 |
| Additions during the year | - | 117.59 | 58.37 | 51.74 | 240.87 | 9.90 | 14.89 | 24.99 | 9.67 | 528.02 |
| Disposals during the year | - | - | - | - | (6.99) | - | - | - | (8.19) | (15.18) |
| Balance at 31 March 2023 | - | 499.00 | 154.46 | 231.42 | 943.34 | 22.10 | 58.19 | 74.76 | 15.43 | 1,998.70 |
| Additions during the year | - | 133.06 | 71.98 | 63.76 | 335.05 | 12.43 | 34.58 | 39.63 | 7.20 | 697.69 |
| Disposals during the year | - | - | - | (1.09) | (33.43) | - | - | (2.08) | (1.42) | (38.02) |
| Balance at 31 March 2024 | - | 632.06 | 226.44 | 294.09 | 1,244.96 | 34.53 | 92.77 | 112.31 | 21.21 | 2,658.37 |
| Net Carrying Value | | | | | | | | | | |
| As at 31 March 2024 | 217.76 | 1,672.43 | 1,136.28 | 506.85 | 2,085.51 | 37.49 | 63.92 | 149.23 | 17.26 | 5,886.73 |
| As at 31 March 2023 | 217.76 | 797.27 | 1,150.38 | 250.94 | 1,076.55 | 16.86 | 35.01 | 132.84 | 21.21 | 3,698.82 |

Notes:

- Title deeds of all the immovable properties (other than properties where the Group is the lessee and the lease agreements are duly executed in favour of the lessee) held by the Group are in the name of the Group.
- Refer note 17 and 17A for information on property, plant and equipment pledged as security by the Group for securing financing facilities from banks.
- Refer note 32 for information on capital commitments.
- Refer note 41 for property, plant and equipment acquired on account of acquisition of subsidiary.



(This space has been intentionally left blank)

5. Right-of-use assets and lease liabilities

Information about leases for which the Group is a lessee is presented below:

| Particulars | Leasehold land | Buildings | Medical equipments | Right - of - use assets (Total) |
|-----------------------------|----------------|-----------|--------------------|---------------------------------|
| Balance as at 31 March 2023 | 753.08 | 3,288.15 | 2.08 | 4,043.31 |
| Balance as at 31 March 2024 | 745.34 | 3,169.28 | 1.03 | 3,915.65 |

The following is the movement in lease liabilities during the year ended 31 March 2023 and 31 March 2024.

| Particulars | Lease liabilities |
|----------------------------------|-------------------|
| Balance as at 01 April 2022 | 2,464.58 |
| Additions during the year | 892.73 |
| Modifications during the year | 889.36 |
| Derecognition of lease liability | (778.65) |
| Interest expenses* | 347.99 |
| Payment of lease liability | (206.44) |
| Balance as at 31 March 2023 | 3,609.57 |
| Additions during the year | 17.95 |
| Deletions during the year | (12.61) |
| Interest expenses* | 364.15 |
| Payment of lease liability | (215.19) |
| Balance as at 31 March 2024 | 3,763.87 |

*Includes amount of INR 72.45 million (31 March 2023: INR 78.85 million) capitalised in capital work-in-progress and property, plant and equipment.

| Current | |
|---------------------|----------|
| As at 31 March 2024 | 260.60 |
| As at 31 March 2023 | 206.81 |
| Non - current | |
| As at 31 March 2024 | 3,503.27 |
| As at 31 March 2023 | 3,402.76 |

As at 31 March 2024, the Group is not exposed to future cashflows relating to extension / termination options, residual value guarantees.

A. The following are the amounts recognised in Statement of Profit and Loss:

| Particulars | For the year ended 31 March 2024 | For the year ended 31 March 2023 |
|---|----------------------------------|----------------------------------|
| Depreciation of right-of-use assets (refer note 28) | 101.53 | 121.86 |
| Interest expense on lease liabilities (refer note 27) | 291.70 | 269.14 |
| Rent expense relating to short-term leases and low value assets | 91.10 | 83.16 |
| Total | 484.33 | 474.16 |

B. The table below describes the nature of Group's leasing activities by type of right-of-use asset recognised on the balance sheet.

| As at 31 March 2024 | | | | | |
|-------------------------------------|-----------------------------------|------------------------------------|---|--------------------------------------|--|
| Right of use assets | No. of right-of-use assets leased | Range of remaining term (in years) | Average remaining lease term (in years) | No. of leases with extension options | No. of leases with termination options |
| Leasehold land | 1 | 92.00 | 92.00 | - | - |
| Buildings | | | | | |
| Hospitals | 6 | 17.68 - 39.19 | 26.75 | 6 | 6 |
| Residential premises (Nurse Hostel) | 1 | 20.02 | 20.02 | 1 | 1 |
| Labs | 8 | 8.01 | 8.01 | 8 | 8 |
| Medical equipments | 2 | 0.50 - 1.17 | 0.83 | 2 | 2 |
| As at 31 March 2023 | | | | | |
| Right of use assets | No. of right-of-use assets leased | Range of remaining term (in years) | Average remaining lease term (in years) | No. of leases with extension options | No. of leases with termination options |
| Leasehold land | 1 | 93.00 | 93.00 | - | - |
| Buildings | | | | | |
| Hospitals | 6 | 18.68 - 40.19 | 27.75 | 6 | 6 |
| Residential premises (Nurse Hostel) | 2 | 2.17 - 21.02 | 11.59 | 2 | 2 |
| Medical equipments | 2 | 1.50 - 2.17 | 1.84 | 2 | 2 |

The Group determines the leases term as either the non-cancellable period of the lease and any additional periods when there is an enforceable option to extend the lease and it is reasonably certain that the Group will extend the term, or a lease period in which it is reasonably certain that the Group will not exercise a right to terminate. The lease term is reassessed if there is a significant change in circumstances.

C. The table below provides details regarding the contractual maturities of lease liabilities as at 31 March 2024 and 31 March 2023 on an undiscounted basis:

| Particulars | As at 31 March 2024 | As at 31 March 2023 |
|---|---------------------|---------------------|
| Less than one year | 282.75 | 218.49 |
| After one year but not longer than five years | 1,263.81 | 1,213.35 |
| More than five years | 13,595.77 | 13,912.79 |
| Total | 15,142.33 | 15,344.63 |



D. Summary of significant leases:

Holding Company

a) Paras HMRI Hospital, Patna

The Holding Company had entered into an Operations and Management Agreement dated 1 August 2011 with Hai Medicare and Research Institute Private Limited, Patna (HMRI) under the terms of which the Holding Company had expanded and upgraded HMRI's existing 100-bed single-specialty hospital to a 300-bed super-specialty hospital and then Operating and Managing this upgraded facility for a period of 32 years upon payment of a fixed monthly consideration to HMRI till December 2016 and a fixed percentage of net revenue from January 2017 (computed as per the terms of the agreement). The Holding Company had receivable from HMRI INR 500.00 million, which is guaranteed by the personal, irrevocable and unqualified guarantee of Dr. Ahmed Abdul Hai vide deed of guarantee executed on 10 August 2011 in the Holding Company's favour. Performance of this guarantee had also been secured by Dr. Ahmed Abdul Hai by creating a charge on the land admeasuring 2.61 acres situated at Raza Bazaar, Bailey Road, Patna of which he is the legal owner. The Holding Company and HMRI formally agreed in a meeting held on 25 July 2014, that repayment would commence in the form of monthly instalments from January 2017 and would be repaid by HMRI to the Holding Company over a period of 10 years from that date. The party violating the terms of the agreement thereby causing the agreement to be terminated shall pay the other party INR 500.00 million as compensation.

b) Paras Global Hospital, Darbhanga

The Holding Company had entered into an Operations and Management Agreement on 1 December 2011 with a third party at Darbhanga location, under the terms of which the third party had built a multi-specialty hospital on a plot owned by it which would then be operated and managed by the Holding Company for two continuous periods of 15 years each, upon payment of a monthly consideration which is fixed rental for the first year and then a fixed percentage of net revenue of this hospital from the second year onwards. Third party had provided the bare shell of the building and the Holding Company had installed necessary equipment, furniture and machinery that was necessary.

c) Paras Hospitals, Panchkula

The Holding Company had entered into a lease deed on 8 October 2016 with a third party at Panchkula location, under the terms of which lessors had constructed a 220-bed hospital building for the Holding Company which had been then be leased to the Holding Company for duration of 30 years. The monthly rent is a fixed monthly rental or fixed percentage of the net revenue of this unit of the Holding Company, whichever is higher. Lessor had provided the bare shell of the building along with basic facilities like lifts, electrical fittings, STP, etc. and the Holding Company had installed necessary equipment, furniture and machinery that is necessary.

d) Paras Yash Kothari Hospital, Kanpur

The Holding Company has entered into a lease deed on 30 July 2021, with third party at Kanpur location under the terms of which the lessor has constructed a bare shell structure and the Holding Company would operate, manage and run a super specialty hospital post carrying out necessary structural changes. The lessor has handed over the charge of hospital on 07 October 2021. Basis the agreement, the Holding Company is required to make payment of a fixed monthly consideration from the rent commencement date with escalation clause after a specified period.

Subsidiary Company – Paras Healthcare (Ranchi) Private Limited

a) Paras HEC Hospital, Ranchi

Pursuant to the proposal by Heavy Engineering Corporation Ltd.(hereinafter referred to as "HEC"), a public sector undertaking, the Subsidiary Company, through a bid by its Holding Company (Paras Healthcare Private Limited), was awarded with the contract to build and operate a multi-specialty hospital in Ranchi. As per the terms of the concession agreement, dated 16 January 2018, HEC hand over the existing hospital with 50 beds to the Subsidiary Company along with the land adjacent to it to build a multi-specialty hospital of 300 beds. During the tenure of the agreement, the monthly rent is aggregate a fixed monthly rental as well as fixed percentage of the revenue of this unit of the Subsidiary Company. Therefore, the Lease Deed has been executed by and between HEC and Paras Healthcare (Ranchi) Private Limited PHRPL dated 14 August 2019 to occupy the said Premises for a term of 35 years extendable to 10 years (ten years) on same terms & conditions and the PHRPL shall run and operate a multi-specialty Hospital in the brand name of Paras HEC Hospital.

Subsidiary Company - Plus Medicare Hospitals Private Limited

a) Paras Trumboo Hospital, Srinagar

The Subsidiary company had entered into a lease deed on 2 December 2022 with a third party at Srinagar location, under the terms of which lessors had constructed a 200-bed hospital building for the Subsidiary Company which had been then be leased to the Subsidiary Company. Duration of this arrangement is 30 years, the monthly rent is a fixed monthly rental. Lessor would provide the building and non medical equipments in the property and the Subsidiary Company would install necessary medical equipment, for functioning of the hospital.

6. Capital work-in-progress

| Particulars | As at | As at |
|--|---------------|---------------|
| | 31 March 2024 | 31 March 2023 |
| Balance as at the beginning of the year | 777.38 | 412.49 |
| Add: Additions during the year | 1,360.79 | 1,011.48 |
| Less: Amount capitalised during the year | (1,850.41) | (646.59) |
| Balance as at the end of the year | 287.76 | 777.38 |

Notes

(a) Capital work-in-progress ageing schedule as at 31 March 2024 and 31 March 2023

| Particulars | Amount in capital work-in-progress for a period of | | | | Total |
|---------------|--|--------------|--------------|-------------------|--------|
| | Less than 1 year | 1 to 2 Years | 2 to 3 Years | More than 3 Years | |
| 31 March 2024 | 179.96 | 95.77 | 12.03 | - | 287.76 |
| 31 March 2023 | 643.33 | 118.62 | 8.11 | 7.32 | 777.38 |

(b) Capital work in progress includes property, plant and equipment under construction, installation and cost of asset not ready for use as at year end.

(c) There are no such projects in progress, whose completion is overdue or has exceeded its cost compared to its original plan as of 31 March 2024 and 31 March 2023.

(d) The cost that are directly attributable to the acquisition or construction of property, plant and equipment has been capitalised during the year, refer note 33.



7. Goodwill

| Particulars | As at | As at |
|---|---------------|---------------|
| | 31 March 2024 | 31 March 2023 |
| A. Gross carrying amount | | |
| Balance as at the beginning of the year | 46.44 | - |
| Additions during the year (refer note 41) | - | 46.44 |
| Balance as at the end of the year | 46.44 | 46.44 |
| B. Accumulated amortisation | | |
| Balance as at the beginning and end of the year | - | - |
| Net carrying value | 46.44 | 46.44 |

Notes:

The Group performs test for goodwill impairment annually on 31 March or if indicators of impairment arise, such as the effects of obsolescence, demand, competition and other economic factors or on occurrence of an event or change in circumstances that would more likely than not reduce the fair value below its carrying amount. When determining the fair value, we utilize various assumptions, including operating results, business plans and projections of future cash flows.

During the year, the management has reviewed the carrying value of its goodwill against the recoverable amounts of these cash generating units (CGUs) (Udaipur Leaschold Land & Building), using internal and external information available. Management had recorded an impairment of INR Nil in the Statement of Profit and Loss. The management believes that any reasonable possible changes in the key assumptions used would not cause the CGU's carrying amount to exceed its recoverable amount.

The carrying amount of goodwill was allocated to the cash generating units as follows:

| Particulars | As at | As at |
|---|---------------|---------------|
| | 31 March 2024 | 31 March 2023 |
| Plus Medicare Hospitals Private Limited | 46.44 | 46.44 |
| Gross carrying value | 46.44 | 46.44 |

Impairment testing

For the purposes of impairment testing, goodwill is allocated to the CGU which represents the lowest level at which the goodwill is monitored for internal management reporting purposes.

The recoverable amount of the cash generating unit is based on its value in use. The value in use of this unit is determined to be higher than the carrying amount and an analysis of the calculation's sensitivity towards change in key assumptions did not identify any probable scenarios where the CGU recoverable amount would fall below their carry amount. Value in use is determined by based on the discounting the future cash flows generated from the continuing use of the CGU. The calculation was based on the following key assumptions:

The following growth and discount rates have been considered for the purpose of the impairment testing:

| Particulars | As at | As at |
|----------------------|---------------|---------------|
| | 31 March 2024 | 31 March 2023 |
| Discount rate | 15.50% | 15.93% |
| Terminal growth rate | 5.00% | 5.00% |

Assumptions

An impairment test was carried out as at the balance sheet date, details of the test are as outlined below:

Discount rate

The discount rates takes into consideration market risk and specific risk factors of the cash generating unit. The cash flow projections are based on the forecasts made by the management.

Terminal growth rate

The terminal growth rates used are in line with the growth rate of the industry in which the entities operates and are consistent with internal / external sources of information.

Sensitivity

The management believes that any reasonable possible changes in the key assumptions would not cause the cash generating unit's carrying amount to exceed its recoverable amount.

7A. Other intangible assets

| Particulars | As at | As at |
|---|---------------|---------------|
| | 31 March 2024 | 31 March 2023 |
| Software | | |
| A. Gross carrying amount | | |
| Balance as at the beginning of the year | 35.38 | 28.35 |
| Additions during the year | 25.36 | 7.03 |
| Balance as at the end of the year | 60.74 | 35.38 |
| B. Accumulated amortisation | | |
| Balance as at the beginning of the year | 24.43 | 19.53 |
| Additions during the year | 7.95 | 4.90 |
| Balance as at the end of the year | 32.38 | 24.43 |
| Net carrying value | 28.36 | 10.95 |



8. Other financial assets

| Particulars | Non Current | | Current | |
|---|------------------------|------------------------|------------------------|------------------------|
| | As at 31 March 2024 | As at 31 March 2023 | As at 31 March 2024 | As at 31 March 2023 |
| Secured, considered good | | | | |
| Receivable from HMRI [†] | 241.15 | 261.49 | 50.40 | 37.80 |
| Unsecured, considered good | | | | |
| Balances with banks | | | | |
| - in deposits with maturity of more than 12 months* | 15.63 | 0.96 | - | - |
| Accrued interest on fixed deposits | - | - | 86.26 | 63.54 |
| Contract assets - unbilled revenue (refer note 40) | - | - | 109.10 | 78.94 |
| Security deposits | 114.53 | 52.22 | 3.55 | 0.11 |
| Other receivables | - | - | 0.53 | 6.79 |
| Total | 371.31 | 314.67 | 249.84 | 187.18 |

[†] Represents balance recoverable from HMRI, refer note 5(D)(a) for details of security related to HMRI.

* Includes earmarked balances of INR 15.34 million (31 March 2023: INR 0.96 million)

9. Tax assets

| Particulars | Non Current | | Current | |
|-----------------------------|------------------------|------------------------|------------------------|------------------------|
| | As at 31 March 2024 | As at 31 March 2023 | As at 31 March 2024 | As at 31 March 2023 |
| Income tax receivable (net) | 346.20 | 169.88 | - | 273.02 |
| Total | 346.20 | 169.88 | - | 273.02 |

10. Other assets

| Particulars | Non Current | | Current | |
|-----------------------|------------------------|------------------------|------------------------|------------------------|
| | As at 31 March 2024 | As at 31 March 2023 | As at 31 March 2024 | As at 31 March 2023 |
| Capital advances | 157.85 | 265.67 | - | - |
| Prepaid expenses | - | - | 11.30 | 11.27 |
| Advances to employees | - | - | 7.20 | 6.76 |
| Advances to suppliers | - | - | 23.97 | 24.72 |
| Total | 157.85 | 265.67 | 42.47 | 42.75 |

11. Inventories

| Particulars | As at | As at |
|--|---------------|---------------|
| | 31 March 2024 | 31 March 2023 |
| Valued at lower of cost or net realisable value | | |
| Medical drugs* | 211.30 | 129.47 |
| Stores and consumables* | 66.70 | 47.69 |
| Total | 278.00 | 177.16 |

* Includes provision for obsolete inventory amounting to INR 18.45 million (31 March 2023: 15.86 million)

12. Trade receivables

| Particulars | As at | As at |
|---|-----------------|-----------------|
| | 31 March 2024 | 31 March 2023 |
| Undisputed trade receivables | | |
| Considered good, unsecured | 1,740.94 | 1,434.72 |
| Credit impaired | 110.38 | 55.55 |
| | 1,851.32 | 1,490.27 |
| Less: Allowance for expected credit loss (refer note 37) | | |
| Considered good, unsecured | (177.83) | (128.04) |
| Credit impaired | (110.38) | (55.55) |
| Net trade receivables | 1,563.11 | 1,306.68 |

The Group's exposure to credit risks and loss allowance related to trade receivables is disclosed in note 37.

Trade receivables ageing schedule as at 31 March 2024:

| Particulars | Outstanding for following periods from date of invoice | | | | | Total |
|---|--|---------------------|---------------|---------------|-------------------|-----------------|
| | Less than 6 months | 6 months to 1 years | 1 to 2 years | 2 to 3 years | More than 3 years | |
| Undisputed trade receivables | | | | | | |
| Considered good, unsecured | 979.46 | 358.39 | 267.69 | 135.40 | - | 1,740.94 |
| Credit impaired | 14.71 | 5.32 | 3.47 | 5.93 | 80.95 | 110.38 |
| Total trade receivables | 994.17 | 363.71 | 271.16 | 141.33 | 80.95 | 1,851.32 |
| Less: Allowance for expected credit loss (refer note 37) | | | | | | |
| Considered good, unsecured | - | (29.55) | (52.42) | (95.86) | - | (177.83) |
| Credit impaired | (14.71) | (5.32) | (3.47) | (5.93) | (80.95) | (110.38) |
| Net trade receivables | 979.46 | 328.84 | 215.27 | 39.54 | - | 1,563.11 |



Trade receivables ageing schedule as at 31 March 2023

| Particulars | Outstanding for following periods from date of invoice | | | | | Total |
|--|--|---------------------|---------------|--------------|-------------------|-----------------|
| | Less than 6 months | 6 months to 1 years | 1 to 2 years | 2 to 3 years | More than 3 years | |
| Undisputed Trade receivables | | | | | | |
| Considered good, unsecured | 815.30 | 346.91 | 230.29 | 42.22 | - | 1,434.72 |
| Credit impaired | - | 0.64 | 2.71 | 3.61 | 48.59 | 55.55 |
| Total trade receivables | 815.30 | 347.55 | 233.00 | 45.83 | 48.59 | 1,490.27 |
| Less: Allowance for expected credit loss (refer note 37) | | | | | | |
| Considered good, unsecured | - | (30.99) | (73.74) | (23.31) | - | (128.04) |
| Credit impaired | - | (0.64) | (2.71) | (3.61) | (48.59) | (55.55) |
| Net trade receivables | 815.30 | 315.92 | 156.55 | 18.91 | - | 1,306.68 |

Notes:

- There are no debts due by directors or other officers of the Group or any of them either severally or jointly with any other person or debts due by firms or private companies respectively in which any director is a partner or a director or a member.
- There are no disputed or unbilled trade receivables, hence the same is not disclosed in the ageing schedule.

13. Cash and cash equivalents

| Particulars | As at | As at |
|---|---------------|---------------|
| | 31 March 2024 | 31 March 2023 |
| Balances with banks | | |
| - on current accounts | 141.26 | 222.10 |
| - with original maturity of three months or less* | 1.35 | 1.30 |
| Cash on hand | 11.97 | 7.18 |
| Total | 154.58 | 230.58 |

*Includes earmarked balances of INR 1.35 million (31 March 2023: INR 1.30 million).

14. Bank balances other than cash and cash equivalents

| Particulars | As at | As at |
|---|-----------------|-----------------|
| | 31 March 2024 | 31 March 2023 |
| Deposits with original maturity more than three months but remaining maturity of less than twelve months* | 1,448.28 | 1,386.52 |
| Total | 1,448.28 | 1,386.52 |

*Includes earmarked balances of INR 1,446.65 million (31 March 2023: INR 1,384.40 million).



(This space has been intentionally left blank)



15. Equity share capital

| Particulars | As at 31 March 2024 | | As at 31 March 2023 | |
|--|---------------------|---------------|---------------------|--------------|
| | Number of shares | Amount | Number of shares | Amount |
| Authorized share capital | | | | |
| Equity shares of INR 1/- each (31 March 2023: INR 10/- each) | 125,000,000 | 125.00 | 5,000,000 | 50.00 |
| | 125,000,000 | 125.00 | 5,000,000 | 50.00 |
| Issued, subscribed and fully paid-up shares | | | | |
| Equity shares of INR 1/- each (31 March 2023: INR 10/- each) | 97,610,660 | 97.61 | 3,675,964 | 36.76 |
| | 97,610,660 | 97.61 | 3,675,964 | 36.76 |

a) Reconciliation of authorised share capital outstanding at the beginning and at the end of the reporting period :

| Particulars | As at 31 March 2024 | | As at 31 March 2023 | |
|---|---------------------|---------------|---------------------|--------------|
| | Number of shares | Amount | Number of shares | Amount |
| At the beginning of the year (equity shares of INR 10/- each) | 5,000,000 | 50.00 | 5,000,000 | 50.00 |
| Add: Increase in authorised share capital [^] (equity shares of INR 10/- each) | 7,500,000 | 75.00 | - | - |
| Add: Shares split during the year* (equity shares of INR 1/- each) | 112,500,000 | - | - | - |
| At the end of the year (equity shares of INR 1/- each) | 125,000,000 | 125.00 | 5,000,000 | 50.00 |

[^] Pursuant to the special resolution passed at extra ordinary general meeting held on 11 September 2023, the members approved to increase the authorised share capital of the Holding Company from INR 50.00 million divided into 5,000,000 equity shares of INR 10/- each to INR 70.00 million divided into 7,000,000 equity shares of INR 10/- each and further on 16 March 2024, the members approved to increase the authorised share capital of the Holding Company from INR 70.00 million divided into 7,000,000 equity shares of INR 10/- each to INR 125.00 million divided into 12,500,000 equity shares of INR 10/- each.

* Pursuant to the resolutions passed at board meeting and extra ordinary general meeting held on 18 March 2024 and 20 March 2024 respectively, stock split of one equity share having face value of INR 10/- each into ten equity shares having face value of INR 1/- each has been approved.

b) Reconciliation of equity capital outstanding at the beginning and at the end of the reporting period :

| Particulars | As at 31 March 2024 | | As at 31 March 2023 | |
|--|---------------------|--------------|---------------------|--------------|
| | Number of shares | Amount | Number of shares | Amount |
| At the beginning of the year (equity shares of INR 10/- each) | 3,675,964 | 36.76 | 3,675,964 | 36.76 |
| Add: Reclassification from financial liability (refer note 18) | 1,204,569 | 12.04 | - | - |
| Add: Shares split during the year [^] (equity shares of INR 1/- each) | 43,924,797 | - | - | - |
| Add: Bonus shares issued during the year [^] | 48,805,330 | 48.81 | - | - |
| Outstanding at the end of the year | 97,610,660 | 97.61 | 3,675,964 | 36.76 |

[^] Pursuant to the resolutions passed at board meeting and extra ordinary general meeting held on 18 March 2024 and 20 March 2024 respectively, stock split of one equity share having face value of INR 10/- each into ten equity shares having face value of INR 1/- each has been approved.

*Pursuant to the resolutions passed at board meeting and extra ordinary general meeting held on 18 March 2024 and 20 March 2024 respectively, members have approved a sum of INR 48.81 million, being a part of the amount standing to the credit of securities premium of the Holding Company, be capitalized and applied for the purpose of issuance of 48,805,330 equity shares of INR 1/- each to be allotted and credited as fully paid up bonus shares to such members holding fully paid up equity shares as per the record of depositories as the beneficial owner of shares on 25 March 2024 ("Record date") in the proportion of 1 bonus equity shares for every 1 existing equity shares (1:1) held by such persons respectively on the record date.

c) The rights, preferences and restrictions to each class of shares including restrictions on the distribution of dividends and repayment of capital (for all shareholders).

The Holding Company has only one class of equity shares having par value of INR 1/- per share (31 March 2023: INR 10/-). Each holder of equity shares is entitled to one vote per share with a right to receive per share dividend declared by the Holding Company. In the event of liquidation of the Holding Company, the holders of equity shares are entitled to receive remaining assets of the Holding Company (after distribution of all preferential amounts) in proportion to the number of equity shares held by the shareholders.

d) Details of shares held by shareholders holding more than 5% of the aggregate shares in the Holding Company:

| Particulars | As at 31 March 2024 | | As at 31 March 2023 | |
|--|---------------------|----------------|---------------------|----------------|
| | Number of shares | % of holding | Number of shares | % of holding |
| Equity shares of INR 1/- (31 March 2023: INR 10/-) each fully paid | | | | |
| Dr. Dharminder Kumar Nagar (with nominee shareholders) | 73,519,280 | 75.32% | 3,675,964 | 100.00% |
| Cummelina Limited* | 24,091,380 | 24.68% | - | - |
| | 97,610,660 | 100.00% | 3,675,964 | 100.00% |

*Refer note 18



e) Details of shares held by promoters of the Holding Company:

| Particulars | As at 31 March 2024 | | As at 31 March 2023 | | % change in shareholding during the year |
|--|---------------------|--------------|---------------------|--------------|--|
| | Number of shares | % of holding | Number of shares | % of holding | |
| Equity shares of INR 1/- (31 March 2023: INR 10/-) each fully paid | | | | | |
| Dr. Dharminder Kumar Nagar (with nominee shareholders) | 73,519,280 | 75.32% | 3,675,964 | 100% | -24.68% |

| Particulars | As at 31 March 2023 | | As at 31 March 2022 | | % change in shareholding during the year |
|---|---------------------|--------------|---------------------|--------------|--|
| | Number of shares | % of holding | Number of shares | % of holding | |
| Equity shares of INR 10/- (31 March 2022: INR 10/-) each fully paid | | | | | |
| Dr. Dharminder Kumar Nagar (with nominee shareholders) | 3,675,964 | 100% | 3,675,964 | 100% | 0.00% |

Notes:

- a) The above information is furnished as per shareholder register of the Holding Company as at the year ended 31 March 2024 and 31 March 2023
b) 'Promoters' for the purpose of this disclosure means promoters as defined under Section 2(69) of Companies Act, 2013.

f) Aggregate number of shares issued for consideration other than cash during the period of five years immediately preceding the reporting date

The Holding Company has not issued bonus shares, equity shares for consideration other than cash and also no shares has been bought back during the period of 5 years immediately preceding the respective reporting periods except the following:

Issue of Bonus shares

| Particulars | As at 31 March 2024 | | As at 31 March 2023 | |
|-------------------------------|---------------------|--------|---------------------|--------|
| | Number of shares | Amount | Number of shares | Amount |
| Equity shares of INR 1/- each | 48,805,330 | 48.81 | - | - |

- g) The Holding Company vide special board resolution dated 03 June 2024 and shareholder resolution dated 04 June 2024 has approved the Employee Stock Option Plan, 2024 and authorised to create, offer, issue and allot 2,196,239 employee stock options under Employee Stock Option Plan, 2024, for the benefit of employees and directors of the Holding Company as decided by the board. Pending the number of options granted, no adjustment has been recorded in these consolidated financial statements.

16. Other equity

| Particulars | As at | As at |
|--|-----------------|---------------|
| | 31 March 2024 | 31 March 2023 |
| a. Securities premium (note a) | | |
| Balance as at the beginning of the year | 62.71 | 62.71 |
| Add: reclassified from other financial liability (refer note 18) | 2,588.59 | - |
| Less: utilised on issue of bonus shares | (48.81) | - |
| Balance as at the end of the year | 2,602.49 | 62.71 |
| b. Retained earnings (note b) | | |
| Balance as at the beginning of the year | 201.59 | 631.62 |
| Add: reclassified from other financial liability (refer note 18) | 640.46 | - |
| Less: loss during the year | (153.31) | (427.92) |
| Add: other comprehensive income for the year | | |
| Re-measurement gain on defined benefit plans (net of tax) | (3.76) | (2.11) |
| Balance as at the end of the year | 684.98 | 201.59 |
| Total other equity(a+b) | 3,287.47 | 264.30 |

Nature and purpose of reserves

a) Securities premium

The aggregate amount of premium received on the shares is transferred to a separate account called "security premium". The same will be utilised in accordance with the provisions of the Companies Act, 2013 and related provisions.

b) Retained earnings

Retained earnings are the profits / (losses) that the Group has made till date, less any transfers to general reserve, dividends or other distributions paid to shareholders. It includes re-measurement loss / (gain) on defined benefit plans, net of taxes that will not be reclassified to Consolidated Statement of Profit and Loss. Retained earnings is a free reserve available to the Group and eligible for distribution to shareholders.



(This space has been intentionally left blank)



17. Non-current borrowings

| Particulars | As at 31 March 2024 | As at 31 March 2023 |
|--|------------------------|------------------------|
| Secured, at amortised cost | | |
| Term loans from banks | 3,991.53 | 2,879.01 |
| Less: current maturities of non-current borrowings | (407.54) | (324.85) |
| Total non-current borrowings | 3,583.99 | 2,554.16 |

Terms of repayment and security details:

Holding Company

Nature of Security

Terms of Repayment

a) Term Loan from Bank A:

- i) INR 1,427.47 million (31 March 2023: INR 985.37 million) are secured primarily by:
- First pari-passu charge on movables fixed assets including movable plant and machinery, machinery spares, tools and accessories, furniture, fixtures, vehicles and all other movable assets, present and future.
 - First pari-passu charge on current assets, operating cash flows, receivables, commissions, revenues of whatsoever nature and wherever arising, present and future, intangibles, goodwill, uncalled capital, present and future.
 - First pari-passu charge on Paras Hospital property at Block-C-1, Sushant Lok Phase-I, Sector-43, Gurgaon-122002.
 - Exclusive charge on property located at Udaipur.
 - First pari-passu charge on leasehold property right of Kanpur.
 - Corporate Guarantee of Plus Medicare Private Limited.

i) Repayment ranging from 13 to 84 installments aggregating to INR 1,427.47 million

Rate of interest range from 7.15% p.a. to 8.88% p.a. (31 March 2023: 7.15% p.a. to 8.50% p.a.)

ii) INR 148.83 million (31 March 2023: INR 214.94 million) are secured primarily by:

- Second pari-passu charge on movables fixed assets including movable plant and machinery, machinery spares, tools and accessories, furniture, fixtures, vehicles and all other movable assets, present and future.
- Second pari-passu charge on current assets, operating cash flows, receivables, commissions, revenues of whatsoever nature and wherever arising, present and future, intangibles, goodwill, uncalled capital, present and future.
- Second pari-passu charge on Paras Hospital property at Block-C-1, Sushant Lok Phase-I, Sector-43, Gurgaon-122002.

ii) Repayment in 24 installments aggregating to INR 148.83 million

Rate of interest 9.25% p.a. (31 March 2023: 9.25% p.a.)

b) Term Loan from Bank B:

- INR 1,014.31 million (31 March 2023: INR 538.35 million) are secured primarily by:
- First pari-passu charge by way of equitable mortgage over land & building of Gurgaon hospital;
 - First pari-passu charge by way of hypothecation over all movable fixed assets, present & future, except the ones which are exclusively charged to existing lender(s), (including Kanpur Unit)
 - First pari-passu charge by way of hypothecation over all current assets (including but not limited to cash & bank balances & receivables), present & future; intangibles, goodwill, uncalled capital present and future.

Repayment ranging from 26 to 36 installments aggregating to INR 1,014.31 million

Rate of interest at 5.75% p.a. to 8.79% p.a. (31 March 2023: 5.75% p.a. to 9.0% p.a.)

c) Term Loan from Bank C:

- INR 169.73 million (31 March 2023: INR 254.60 million) are secured primarily by:
- Exclusive charge on commercial property owned by the Company located at 1st Floor, Commercial Premises, (without roof right) Tower-B, (with 10 car parking spaces / slots bearing Nos. 87 to 96 located at Basement - II of the Project in 'Paras Twin Towers' in a G + 11 Storeyard Building with 3 level Basement, Situated in the Revenue Estate of Village Haiderpur Viran, Sector-54, Golf Course Road, District Gurgaon, Haryana-122022.
 - Subservient charge on movable fixed assets (current and future).
 - Subservient charge on current asset (current and future).

Repayable in 8 installments aggregating to INR 169.73 million

Rate of interest at 9.50% p.a. (31 March 2023 : 8.37% p.a.)



(This space has been intentionally left blank)



Subsidiary Company - Paras Healthcare (Ranchi) Private Limited

a) Term Loan from Bank B:

- | | |
|---|--|
| i) INR 500.00 million (31 March 2023: INR 500.00 million) are secured primarily by: a. Exclusive charge by way of hypothecation over all movable assets. b. Exclusive charge by way of hypothecation over all current assets, present or future. c. Unconditional and irrevocable corporate guarantee of Paras Healthcare Private Limited. | i) Repayable in 28 installments aggregating to INR 500.00 million. Rate of interest at 5.75% p.a. to 8.88% p.a (31 March 2023: 5.75% p.a. to 8.72% p.a) |
| ii) INR 61.38 millions (31 March 2023: Nil) are secured primarily by: a. Exclusive charge by way of hypothecation over medical equipments. b. Corporate guarantee of Paras Healthcare Private Limited. | ii) Repayment ranging from 78 to 79 installments aggregating to INR 61.38 million. Rate of interest at 8.69% p.a (31 March 2023: Nil) |

Subsidiary Company - Plus Medicare Hospitals Private Limited

a) Term Loan from Bank A:

- | | |
|--|---|
| i) INR 369.81 million (31 March 2023 : INR 385.75 million) are secured primarily by: Pari Passu charge by way of Equitable mortgage of the Company's property at a) Plot No 1, land in Khasra No 847, 875, 876, & 877 Mi., Rev. Vill Shobhgura, near Shobhgura circle, Tehsil Girwa, Distt. Udaipur, (Raj.) 313001. b) Plot No 2-A land in Khasra No. 878, Rev Vill Shobhgura, Distt Udaipur, (Raj.) 313001. | i) Repayment in 104 installments aggregating to INR 369.81 million Rate of interest range from 9.0% p.a to 9.90% p.a. (31 March 2023: 8.60% p.a) |
| ii) INR 300.00 million (31 March 2023 : Nil) are secured primarily by: a) Exclusive charge on movable fixed assets including movable plant and machinery, machinery spares, tools and accessories, furniture, fixtures, vehicles and all other movable assets, present and future. b) Exclusive charge on current assets, operating cash flows, receivables, commissions, revenues of whatsoever nature and wherever arising, present and future. c) Corporate Guarantee of Paras Healthcare Private Limited. d) Non Disposable Undertaking on shareholding of the Company e) Exclusive charge over property situated at Udaipur. | ii) Repayment in 74 installments aggregating to INR 300.00 million Rate of interest range from 8.51% p.a to 8.85% p.a. (31 March 2023: Nil) |

Notes:

- (a) During the year, Group has used the borrowings from banks for the specific purpose for which it was taken at the balance sheet date.
- (b) The quarterly returns/statements of current assets filed by the Holding Company with banks or financial institutions in relation to secured borrowings wherever applicable, are in agreement with the books of accounts.
- (c) Total undrawn term loan facility as at 31 March 2024 amounts to INR 690.99 million (31 March 2023 : INR 1,354.30 million).



(This space has been intentionally left blank)



17A. Current borrowing

| Particulars | As at | As at |
|--|-----------------|-----------------|
| | 31 March 2024 | 31 March 2023 |
| Secured, at amortised cost | | |
| Working capital loans | 1,483.80 | 1,067.81 |
| Current maturities of non-current borrowings | 407.54 | 324.85 |
| Total | 1,891.34 | 1,392.66 |

Terms of repayment and security details:

Holding company:

Nature of Security

Terms of Repayment

a) Cash Credit from Bank A:

i) INR 428.67 million (31 March 2023: INR 1,045.85 million) are secured primarily by:

a) First pari-passu charge on movables fixed assets including movable plant and machinery, machinery spares, tools and accessories, furniture, fixtures, vehicles and all other movable assets, present and future.

b) First pari-passu charge on current assets, operating cash flows, receivables, commissions, revenues of whatsoever nature and wherever arising, present and future, intangibles, goodwill, uncalled capital, present and future.

c) First pari-passu charge on Paras Hospital property at Block-C-1, Sushant Lok Phase-I, Sector-43, Gurgaon-122002.

d) Exclusive charge on property located at Udaipur.

e) First pari-passu charge on leasehold property right of Kanpur.

f) Corporate Guarantee of Plus Medicare Private Limited.

(a)(i) Rate of interest range from 7.91% p.a. to 9.19% p.a.
(31 March 2023: 4.35 % p.a to 5.65 % p.a)

b) Working capital loan from Bank A:

i) INR 933.17 million (31 March 2023: Nil) are secured primarily by Fixed deposits.

(b)(i) Rate of interest range from 8.10% p.a to 8.88% p.a.
(31 March 2023: Nil)

c) Overdraft from Bank B:

INR 93.46 million (31 March 2023 : INR 21.96 million) are secured primarily by:

a) First pari-passu charge by way of equitable mortgage over land & building of Gurgaon hospital;

b) First pari-passu charge by way of hypothecation over all movable fixed assets, present & future, except the ones which are exclusively charged to existing lender(s); (including Kanpur Unit)

c) First pari-passu charge by way of hypothecation over all Current assets (including but not limited to cash & bank balances & receivables), present & future; intangibles, goodwill, uncalled capital present and future.

Rate of interest at 8.88% p.a (31 March 2023 : 8.25% p.a.)

Subsidiary Company - Plus Medicare Hospitals Private Limited

a) Overdraft from Bank A:

i) INR 28.50 million (31 March 2023 : Nil) are secured primarily by:

a) Exclusive charge on movable fixed assets including movable plant and machinery, machinery spares, tools and accessories, furniture, fixtures, vehicles and all other movable assets, present and future.

b) Exclusive charge on current assets, operating cash flows, receivables, commissions, revenues of whatsoever nature and wherever arising, present and future.

c) Corporate Guarantee of Paras Healthcare Private Limited

d) Non Disposable Undertaking on shareholding of the Subsidiary Company.

Rate of interest range from 8.51% p.a. to 8.88 % p.a.
(31 March 2023 : Nil)

Note: Total undrawn overdraft facility as at 31 March 2024 amounts to INR 1,071.20 million (31 March 2023 : INR 1,287.19 million).



(This space has been intentionally left blank)



18. Other financial liabilities

| Particulars | Non Current | | Current | |
|---|------------------------|------------------------|------------------------|------------------------|
| | As at 31 March 2024 | As at 31 March 2023 | As at 31 March 2024 | As at 31 March 2023 |
| Financial instrument classified as financial liability (refer note c and d below) | - | - | - | 3,374.93 |
| Payable for purchase of property, plant and equipment | - | - | 394.70 | 148.84 |
| Employees payable | - | - | 68.57 | 57.29 |
| Security deposits | 3.25 | 3.24 | 0.28 | 0.28 |
| Interest accrued but not due on borrowings | - | - | 9.37 | 4.00 |
| Total | 3.25 | 3.24 | 472.92 | 3,585.34 |

Notes:

- (a) Refer note 36 for detailed disclosure on fair value of financial liabilities.
- (b) The Group's exposure to liquidity risks related to above financial liabilities are disclosed in note 37.
- (c) **Financial instrument classified as financial liability**
Series A CCPS issued to investor were converted into equity shares during the year ended 31 March 2018 as per the terms and conditions mentioned in Investment and Share Purchase Agreement (ISPA)
- i) As per the ISPA, the investor have following rights / options:
- A. For first 63 months of issuance of allotment letter of the subscribed securities:
The investor shall be given an exit at threshold exit price from the arrangement either by a QIPO ("Qualified Initial Public Offerings") or financial investor sale. Threshold exit price means such price per security the investor being entitled to receive higher of (i) 2.5 times the investment amount or (ii) an IRR of 25%
- B. After 63 months and till 19 years from the issuance of allotment letter of the subscribed securities:
Right to require the Holding Company to provide an exit by way of a buyback of up to all the investor securities at the fair market value ("Buy Back Option") till such time as the investor continues to hold any investor securities.
- (d) **Modification in terms of financial instruments**
During the current year, an addendum to the ISPA was made effective from 28 March 2024. The investor has unconditionally and irrevocably waived the Buy Back Option and undertakes that it shall not issue any Buy-Back notice in furtherance thereof. Consequently, there are no longer any contractual obligations and the financial instruments have been reclassified as Equity and Other Equity.

19. Provisions

| Particulars | Non current | | Current | |
|--|------------------------|------------------------|------------------------|------------------------|
| | As at 31 March 2024 | As at 31 March 2023 | As at 31 March 2024 | As at 31 March 2023 |
| Provision for employee benefits | 39.20 | 30.10 | 15.32 | 15.23 |
| Provision for gratuity (refer note 39) | 33.15 | 27.94 | 20.84 | 17.45 |
| Provision for compensated absences (refer note 39) | - | - | - | - |
| Total | 72.35 | 58.04 | 36.16 | 32.68 |

20. Trade payables

| Particulars | As at 31 March 2024 | As at 31 March 2023 |
|--|---|------------------------|
| | Total outstanding dues of micro enterprises and small enterprises (MSME); and | 296.08 |
| Total outstanding dues of creditors other than micro enterprises and small enterprises | 1,078.73 | 1,038.30 |
| Total | 1,374.81 | 1,237.31 |

Notes:

- a) The Group's exposure to currency and liquidity risks related to trade payables is disclosed in note 37.
- b) For trade payables owing to related parties, refer note 34.

Trade payables ageing schedule as at 31 March 2024

| Particulars | Outstanding for following periods from the date of invoice | | | | | Total |
|-----------------------------|--|------------------|--------------|--------------|-------------------|-----------------|
| | Unbilled | Less than 1 year | 1 to 2 years | 2 to 3 years | More than 3 years | |
| Undisputed trade payables | - | - | - | - | - | 296.08 |
| MSME | 0.32 | 295.76 | - | - | - | 296.08 |
| Others | 497.18 | 567.07 | 2.07 | 6.96 | 5.45 | 1,078.73 |
| Total trade payables | 497.50 | 862.83 | 2.07 | 6.96 | 5.45 | 1,374.81 |

Trade payables ageing schedule as at 31 March 2023

| Particulars | Outstanding for following periods from the date of invoice | | | | | Total |
|-----------------------------|--|------------------|--------------|--------------|-------------------|-----------------|
| | Unbilled | Less than 1 year | 1 to 2 years | 2 to 3 years | More than 3 years | |
| Undisputed trade payables | - | - | - | - | - | 199.01 |
| MSME | 3.38 | 195.63 | - | - | - | 199.01 |
| Others | 441.87 | 582.96 | 7.41 | 2.34 | 3.72 | 1,038.30 |
| Total trade payables | 445.25 | 778.59 | 7.41 | 2.34 | 3.72 | 1,237.31 |

There are no disputed and not due trade payables, hence the same is not disclosed in the ageing schedule.



Paras Healthcare Private Limited

CIN :- U85110HR1987PTC035823

Notes to the consolidated financial statements for the year ended 31 March 2024

(All amounts are in INR million, unless otherwise stated)

21. Other current liabilities

| Particulars | As at | As at |
|--|---------------|---------------|
| | 31 March 2024 | 31 March 2023 |
| Statutory dues payable | 94.14 | 89.15 |
| Contract liabilities - advance from patients (refer note 40) | 79.91 | 65.67 |
| Total | 174.05 | 154.82 |



(This space has been intentionally left blank)



22. Revenue from operations

| Particulars | For the year ended 31 March 2024 | For the year ended 31 March 2023 |
|--|-------------------------------------|-------------------------------------|
| Revenue from sale of services - Healthcare | | |
| Operating income - in patient department | 9,225.33 | 7,509.86 |
| Operating income - out patient department | 1,641.97 | 1,348.45 |
| Revenue from sale of product - Pharmacy | 418.05 | 313.56 |
| Sub-total (A) | 11,285.35 | 9,171.87 |
| Other operating revenues | | |
| Sponsorship income | 2.79 | 5.59 |
| Scrap sales | 2.25 | 1.74 |
| Sub-total (B) | 5.04 | 7.33 |
| Total (A+B) | 11,290.39 | 9,179.20 |

Note: Refer note 40 for revenue related disclosures.

23. Other income

| Particulars | For the year ended 31 March 2024 | For the year ended 31 March 2023 |
|---|-------------------------------------|-------------------------------------|
| Interest income: | | |
| from banks | 105.65 | 77.85 |
| from income tax refund | 33.21 | 0.11 |
| Gain on sale of property, plant and equipment (net) | 2.71 | 0.82 |
| Other non operating income: | | |
| Rental income | 1.31 | 1.46 |
| Unwinding of discount on security deposits | 35.95 | 75.26 |
| Gain on modification of lease | 4.72 | - |
| Liabilities no longer required written back | 6.60 | 2.79 |
| Miscellaneous income | 29.69 | 23.04 |
| Total | 219.84 | 181.33 |

24. Purchases of stock-in-trade

| Particulars | For the year ended 31 March 2024 | For the year ended 31 March 2023 |
|-----------------------------|-------------------------------------|-------------------------------------|
| Purchases of stock-in-trade | 3,048.95 | 2,415.36 |
| Total | 3,048.95 | 2,415.36 |

25. Changes in inventories of stock-in-trade

| Particulars | For the year ended 31 March 2024 | For the year ended 31 March 2023 |
|--|-------------------------------------|-------------------------------------|
| Inventories at the end of the year | 211.30 | 129.47 |
| Sub-total (A) | 211.30 | 129.47 |
| Inventories at the beginning of the year | 129.47 | 78.23 |
| Sub-total (B) | 129.47 | 78.23 |
| Net change (B-A) | (81.83) | (51.24) |

26. Employee benefits expense

| Particulars | For the year ended 31 March 2024 | For the year ended 31 March 2023 |
|--|-------------------------------------|-------------------------------------|
| Salaries and wages | 1,497.66 | 1,204.70 |
| Contribution to provident fund and other funds (refer note 39) | 80.75 | 65.78 |
| Staff welfare expenses | 94.17 | 66.46 |
| Total | 1,672.58 | 1,336.94 |

Note: The costs that are directly attributable to the acquisition or construction of property, plant and equipment has been capitalised during the year, refer note 33.



27. Finance costs

| Particulars | For the year ended 31 March 2024 | For the year ended 31 March 2023 |
|------------------------|-------------------------------------|-------------------------------------|
| Interest expense | | |
| - On borrowings | 355.84 | 196.41 |
| - On lease liabilities | 291.70 | 269.14 |
| Other borrowing costs | 23.10 | 26.34 |
| Total | 670.64 | 491.89 |

Note: The costs that are directly attributable to the acquisition or construction of property, plant and equipment has been capitalised during the year, refer note 33.

28. Depreciation and amortization expenses

| Particulars | For the year ended 31 March 2024 | For the year ended 31 March 2023 |
|---|-------------------------------------|-------------------------------------|
| Depreciation of property plant and equipment (refer note 4) | 697.69 | 528.02 |
| Amortization of other intangible assets (refer note 7A) | 7.95 | 4.90 |
| Depreciation of right-of-use assets (refer note 5) | 101.53 | 121.86 |
| Total | 807.17 | 654.78 |

29. Other expenses

| Particulars | For the year ended 31 March 2024 | For the year ended 31 March 2023 |
|--|-------------------------------------|-------------------------------------|
| Power, fuel and water | 196.10 | 163.87 |
| Rent and facility fees | 331.86 | 178.62 |
| Repairs and maintenance | | |
| - Buildings | 26.88 | 19.53 |
| - Plant and equipments | 157.03 | 128.04 |
| - Others | 86.18 | 73.86 |
| House keeping expense | 328.12 | 236.85 |
| Laundry expenses | 66.60 | 56.77 |
| Patient food and beverage | 91.70 | 76.25 |
| Outsourced medical services | 475.86 | 452.89 |
| Security expense | 85.09 | 56.63 |
| Corporate social responsibility expense | 10.90 | 6.21 |
| Legal and professional fees | 65.75 | 66.14 |
| Travelling and conveyance | 82.95 | 67.57 |
| Printing and stationery | 40.09 | 37.11 |
| Communication expense | 16.76 | 8.14 |
| Insurance | 18.31 | 17.75 |
| Rates and taxes | 11.85 | 9.32 |
| Advertisement, marketing and outreach expenses | 248.23 | 139.39 |
| Loss allowance | 104.62 | 35.00 |
| Bank charges | 23.94 | 19.58 |
| Foreign exchange fluctuation loss (net) | 1.87 | - |
| Miscellaneous expenses | 49.73 | 54.10 |
| Total | 2,520.42 | 1,903.62 |

Note: The costs that are directly attributable to the acquisition or construction of property, plant and equipment has been capitalised during the year, refer note 33.



(This space has been intentionally left blank)



Paras Healthcare Private Limited
CIN :- U85110HR1987PTC035823
Notes to the consolidated financial statements for the year ended 31 March 2024
(All amounts are in INR million, unless otherwise stated)

| 30. Deferred tax (assets) / liabilities (net) | As at 31 March 2024 | As at 31 March 2023 |
|---|------------------------|------------------------|
| Deferred tax (assets) / liabilities are attributable to the following: | | |
| Property, plant and equipment | 172.63 | 112.30 |
| Right-of-use assets | 449.44 | 493.56 |
| Lease liabilities | (506.71) | (492.39) |
| Loss allowance | (68.58) | (44.69) |
| Provision for employee benefits | (28.83) | (26.03) |
| Financial assets and financial liabilities measured at amortised cost | (36.76) | (79.02) |
| Deferred tax liability recognised on account of acquisition | 37.57 | 38.40 |
| Net deferred tax liability | 18.76 | 2.13 |

| Tax expense | For the year ended For the year ended | |
|---|---------------------------------------|---------------|
| | 31 March 2024 | 31 March 2023 |
| a) Amounts recognized in the statement of profit and loss | | |
| Current tax | 201.83 | 204.78 |
| Deferred tax credit | 17.78 | (47.39) |
| Tax expenses for the year | 219.61 | 157.39 |

| b) Income tax recognized in other comprehensive income | For the year ended 31 March 2024 | | For the year ended 31 March 2023 | |
|--|----------------------------------|-----------------------|----------------------------------|-----------------------|
| | OCI before tax | Tax (expense) benefit | OCI before tax | Tax (expense) benefit |
| Remeasurements of defined benefit plans | (4.91) | 1.15 | (2.80) | 0.69 |
| | | (3.76) | | (2.11) |

| c) Reconciliation of effective tax rate | For the year ended | | For the year ended | |
|--|--------------------|---------------|--------------------|---------------|
| | 31 March 2024 | 31 March 2023 | 31 March 2024 | 31 March 2023 |
| Profit/ (loss) before tax | | 66.30 | | (270.53) |
| Tax using the Holding Company's domestic tax rate | | 16.69 | | (68.09) |
| Tax effect of: | | | | |
| Non-deductible expenses : | | | | |
| - Donations | 4.14% | 2.74 | 0.58% | 1.56 |
| - Fair valuation (gain)/ loss on liability component of contribution | (50.81%) | (33.69) | (49.44%) | 133.76 |
| - Non recognition of deferred tax asset on losses of subsidiaries | 331.28% | 219.64 | (37.61%) | 101.74 |
| - Elimination on account of consolidation | 33.30% | 22.08 | - | - |
| - Others | (11.84%) | (7.85) | 4.28% | (11.58) |
| Effective tax rate | 331.25% | 219.61 | (58.18%) | 157.39 |



Notes to the consolidated financial statements for the year ended 31 March 2024
(All amounts are in INR million, unless otherwise stated)

d) Recognized deferred tax (assets) / liabilities

| | Deferred tax (assets) | | Deferred tax liabilities | | Net deferred tax (asset) / liabilities | |
|---|-----------------------|-----------------|--------------------------|---------------|--|---------------|
| | As at | | As at | | As at | |
| | 31 March 2024 | 31 March 2023 | 31 March 2024 | 31 March 2023 | 31 March 2024 | 31 March 2023 |
| Property, plant and equipment | - | - | 172.63 | 112.30 | 172.63 | 112.30 |
| Right-of-use assets | - | - | 449.44 | 493.56 | 449.44 | 493.56 |
| Lease liabilities | (506.71) | (492.39) | - | - | (506.71) | (492.39) |
| Less allowance | (68.58) | (44.69) | - | - | (68.58) | (44.69) |
| Provision for employee benefits | (28.83) | (26.03) | - | - | (28.83) | (26.03) |
| Financial assets and financial liabilities measured at amortised cost | (36.76) | (79.02) | - | - | (36.76) | (79.02) |
| Deferred tax on account of business combination | - | - | 37.57 | 38.40 | 37.57 | 38.40 |
| Net deferred tax (assets) / liabilities | (640.88) | (642.13) | 659.64 | 644.26 | 18.76 | 2.13 |

e) Movement in temporary differences

| Deferred tax (assets) / liabilities are attributable to the following: | Deferred tax liability recognised on account of acquisition | Recognised in statement of profit and loss | | Recognised in other comprehensive income | Balance as at 31 March 2023 | Recognised in statement of profit and loss | Recognised in other comprehensive income | Balance as at 31 March 2024 |
|--|---|--|--|--|-----------------------------|--|--|-----------------------------|
| | | Recognised in statement of profit and loss | Recognised in other comprehensive income | | | | | |
| Property, plant and equipment | 98.11 | 14.19 | - | - | 112.30 | 60.33 | - | 172.63 |
| Right-of-use assets | 490.40 | 3.16 | - | - | 493.56 | (44.12) | - | 449.44 |
| Lease liabilities | (441.26) | (51.13) | - | - | (492.39) | (14.32) | - | (506.71) |
| Loss allowance | (35.89) | (8.81) | - | - | (44.69) | (23.89) | - | (68.58) |
| Disallowance u/s 43B of Income Tax Act, 1961 | (5.08) | 5.08 | - | - | - | - | - | - |
| Provision for employee benefits | (18.19) | (7.15) | (0.69) | - | (26.03) | (1.65) | (1.15) | (28.83) |
| Financial assets and financial liabilities measured at amortised cost | (83.46) | 4.44 | - | - | (79.02) | 42.26 | - | (36.76) |
| Recognition on acquisition of Subsidiary | - | - | - | - | 38.40 | (0.83) | - | 37.57 |
| Others | 7.17 | (7.17) | - | - | - | - | - | - |
| Total | 11.80 | (47.39) | (0.69) | (0.69) | 2.13 | 17.78 | (1.15) | 18.76 |

Deferred tax assets unrecognised in Subsidiary Companies*

| Particulars | As at | | As at | |
|---|---------------|---------------|---------------|---------------|
| | 31 March 2024 | 31 March 2023 | 31 March 2024 | 31 March 2023 |
| Plus Medicare Hospitals Private Limited | - | - | 37.55 | 11.07 |
| Paras Healthcare (Ranchi) Private Limited | - | - | 377.29 | 282.97 |
| Total | - | - | 414.84 | 294.04 |

* The deferred tax assets are recognised to the extent that it is probable future taxable profits will be available against which they can be used. The existence of unabsorbed tax losses and depreciation is an evidence that future taxable profits may not be available. Therefore, in case of history of recent losses, relevant Subsidiary Company recognises a deferred tax asset only to the extent that it has sufficient taxable temporary differences or there is convincing evidence that sufficient taxable profits will be available against which such deferred tax assets can be realised.



Paras Healthcare Private Limited

CIN :- U85110HR1987PTC035823

Notes to the consolidated financial statements for the year ended 31 March 2024

(All amounts are in INR million, unless otherwise stated)

f) Details of expiry related to losses and unabsorbed depreciation:

As at 31 March 2024

| Particulars | 0 to 1 year | 1 to 5 years | More than 5 years | No expiry date | Total |
|-------------------------|-------------|--------------|-------------------|----------------|----------|
| Unabsorbed losses | - | 142.23 | 1,003.89 | - | 1,146.12 |
| Unabsorbed depreciation | - | - | - | 1,037.45 | 1,037.45 |

As at 31 March 2023

| Particulars | 0 to 1 year | 1 to 5 years | More than 5 years | No expiry date | Total |
|-------------------------|-------------|--------------|-------------------|----------------|--------|
| Unabsorbed losses | - | 33.48 | 619.06 | - | 652.54 |
| Unabsorbed depreciation | - | - | - | 661.75 | 661.75 |



(This space has been intentionally left blank)

31. Earnings per share

Basic EPS amounts are calculated by dividing the profit for the year attributable to equity holders by the weighted average number of equity shares outstanding during the year.

Diluted EPS amounts are calculated by dividing the profit attributable to equity holders by the weighted average number of equity shares outstanding during the year plus the weighted average number of equity shares that would be issued on conversion of all the dilutive potential equity shares into equity shares.

The following reflects the income and share data used in the basic and diluted EPS computations:

| Particulars | As at | As at |
|---|---------------|---------------|
| | 31 March 2024 | 31 March 2023 |
| Net loss attributable to the equity shareholders | (153.31) | (427.92) |
| Number of equity shares at the beginning of the year (absolute)* | 3,675,964 | 3,675,964 |
| Total number of shares outstanding at the end of the year (absolute) pre split | 4,880,533 | 3,675,964 |
| Total number of shares outstanding post stock split in the ratio of 1:10 (absolute) (refer note below) | 48,805,330 | 36,759,640 |
| Add: Impact of bonus shares issued subsequent to period end in the ratio of 1:1 (absolute) (refer note below) | 48,805,330 | 36,759,640 |
| Total number of shares outstanding post bonus issue (absolute) | 97,610,660 | 73,519,280 |
| Weighted average number of shares used in basic earning per share (absolute) | 97,610,660 | 73,519,280 |
| Weighted average number of shares used in diluted earning per share (absolute) | 97,610,660 | 73,519,280 |
| Basic earning per share (INR) | (1.57) | (5.82) |
| Diluted earning per share (INR) | (1.57) | (5.82) |

*Previous year excludes 1,204,569 equity shares classified as financial liability.

Note: The impact of events mentioned in note no 15 in relation to stock split and bonus shares has been considered retrospectively for the purpose of calculation of basic and diluted earning per share for current year and previous year.

(This space has been intentionally left blank)



32. Commitments and contingencies

a) Estimated amount of contracts remaining to be executed which is of capital nature (net of advances) and which have not been provided for in the financial statements, amounts to INR 317.76 million (31 March 2023: INR 1,186.28 million).

b) The Holding Company had imported capital goods under EPCG (Export Promotion Capital Goods) Scheme and saved custom duty to the tune of INR 253.94 million (31 March 2023: INR 140.42 million) until 2023-24. As per the EPCG terms and conditions, the Holding Company needs to export goods 6 times of duty saved on import of Capital goods on FOB basis within a period of 6 years. The Holding Company has exported services of INR 170.75 million (31 March 2023: INR 188.99 million). The balance export obligation of INR 1,348.41 million (31 March 2023: INR 653.51 million) is pending to be exported by the Holding Company. In case, the Holding Company is unable to export services within the prescribed timeframe, then the Holding Company may have to pay duty on import of capital goods, including interest thereon.

Considering the past trends and internal assessment done by the Holding Company, the management is of the view that the required export obligation will be achieved within the prescribed time and hence no provision is required at this stage.

c) The Group's significant lease arrangement is in respect of premises of hospital and nursing hostel. The details of the commitments of the said leases is disclosed in Note 5.

d) Contingent liabilities not provided for:

1) The Subsidiary Company [Paras Healthcare (Ranchi) Private Limited] had received notice(s) amounting to INR 27.50 million from Heavy Engineering Corporation Limited ("HEC") as liquidated damages in earlier years on account of the delay in opening of 50 bedded hospital, in accordance with the terms and conditions of the Agreement dated 16 January 2018. The Subsidiary Company has replied to such notices from HEC and anticipate a favorable outcome in future. Basis the management's assessment and supported by the external legal opinion, the Subsidiary Company has not made any provision for the said amount, in anticipation of the impact not being significant on financial performance of the Subsidiary Company.

2) Guarantees:

Bank guarantee given to Heavy Engineering Corporation Limited by the Holding Company on behalf of its Subsidiary Company [Paras Healthcare (Ranchi) Private Limited] amounting to INR 75.00 million (31 March 2023: INR 75.00 million) as per terms and conditions mentioned in the concession agreement entered with HEC.

3) The Holding Company has provided corporate guarantee to bank on behalf of the Subsidiary Companies for obtaining loans by the Subsidiary Companies as follows:

| Particulars | As at | |
|---|---------------|---------------|
| | 31 March 2024 | 31 March 2023 |
| Plus Medicare Hospitals Private Limited | 328.50 | - |
| Paras Healthcare (Ranchi) Private Limited | 561.38 | 500.00 |
| Total | 889.88 | 500.00 |

4) The Subsidiary Company (Plus Medicare Hospitals Private Limited) has issued corporate guarantee amounting to INR 1,856.15 (as secondary collateral) to the bank on behalf of the Holding Company for the renewal of Holding Company's credit facilities.

5) **Claims against the Holding Company not acknowledged as debts**

| Particulars | As at | |
|---|---------------|---------------|
| | 31 March 2024 | 31 March 2023 |
| Legal cases in respect of compensation demanded by the patients/their relatives for negligence (net of provisions) (refer note i below) | 37.71 | 37.29 |
| Income Tax (refer note ii below) | - | - |

Notes:

- i) Represents the cases that are pending with various Consumer Disputes Redressal Commissions / Courts and the management, including its legal advisers, expect that its position will likely be upheld on ultimate resolution and will not have a material adverse effect on the Group financial positions and results of operations. In addition to this, as a measure of good corporate governance the Group has taken Professional Indemnity Insurance Policy for claims pending against the Group to secure the Group from any financial implication in case of claims settled against the Group.
- ii) During the current year, the Holding Company has been served a notice under section 148 of the Income tax act, 1961 initiating re-assessment proceeding for the Assessment Year 2017-18 to Assessment Year 2022-2023. While the Holding Company has submitted response against the notices, the re-assessment proceedings is yet to be concluded. Subsequent to the year end, the Holding Company has also received notices under section 142(1) and section 143(2) of the income tax act, 1961 seeking additional
- iii) The above matters are subject to legal proceedings in the ordinary course of business. The legal proceedings when ultimately concluded will not, in the opinion of management, have a material effect on the result of operations or the financial position of the Group. The cash flows in respect of above matters are determinable only on receipt of judgements/decisions pending at various stages/forums.



(This space has been intentionally left blank)

33. Capitalisation of expenditure incurred during construction period

The costs that are directly attributable to the acquisition of certain property, plant and equipment are capitalised as under

| Particulars | For the year ended 31 March 2024 | For the year ended 31 March 2023 |
|---|-------------------------------------|-------------------------------------|
| Opening balance | 288.34 | 166.94 |
| Incurring during the year: | | |
| Employee benefits expense | 72.63 | 108.74 |
| Other expenses | 48.98 | 58.93 |
| Finance costs | 114.21 | 71.22 |
| Total | 524.16 | 405.83 |
| Less: Expenses capitalised to property, plant and equipment during the year | (380.96) | (117.49) |
| Carried forward to next financial year as part of capital-work in progress | 143.20 | 288.34 |



(This space has been intentionally left blank)



34 Related party disclosures

In accordance with Ind AS-24 on related party disclosures where control exist and where transactions have taken place and description of the relationships as identified and certified by the management are as follows:

| Nature of relationship | Name of related party |
|---|---|
| (i) Key Managerial Personnel | Dr. Dharminder Kumar Nagar (Managing Director) Dr. Kapil Garg (Whole time Director) Dr. Veer Singh Mehta (Non-Executive Director) (upto 31 January 2024) Mr. Ramesh Abhishek (Director) Mr. Kabir Kishin Thakur (Director) Mr. Saurabh Sood (Director) (upto 31 January 2024) Mr. Saurabh Sood (Additional Director) (w.e.f 01 February 2024) Mr. Nakul Anand (Additional Director) (w.e.f. 01 February 2024) Mr. Debajit Sengsharma (Group CFO till 04 February 2023) Mr. Dilip Bidani (Group CFO) (w.e.f. 01 March 2023) Mr. Rahul Kumar (Company Secretary) (w.e.f 05 July 2022) |
| (ii) Significant influence of key managerial personnel | Ch. Ved Ram Nagar Medical Education & Research Society |
| (iii) Entity/ person with direct or indirect significant influence over the Holding Company | Comunclina Ltd. (Investor) |

Transactions during the year ended:

| Particulars | For the year ended 31 March 2024 | For the year ended 31 March 2023 |
|--|-------------------------------------|-------------------------------------|
| Managerial remuneration | | |
| Short term employee benefits | 85.50 | 77.85 |
| Other long term benefits | 1.53 | 2.38 |
| Post employment defined benefit | 2.12 | 1.88 |
| | <u>89.15</u> | <u>82.11</u> |
| Retainers and consultants fees | | |
| Dr. Veer Singh Mehta | 18.26 | 32.21 |
| | <u>18.26</u> | <u>32.21</u> |
| Directors sitting fees | | |
| Mr. Saurabh Sood | 0.33 | 0.06 |
| Mr. Ramesh Abhishek | 0.83 | 0.40 |
| | <u>1.16</u> | <u>0.46</u> |
| Rental income | | |
| Ch. Ved Ram Nagar Medical Education & Research Society | 0.02 | 0.02 |
| | <u>0.02</u> | <u>0.02</u> |
| Balances as at the end of the year: | | |
| Particulars | As at 31 March 2024 | As at 31 March 2023 |
| Other receivables | | |
| Ch. Ved Ram Nagar Medical Education & Research Society | 0.31 | 0.28 |
| | <u>0.31</u> | <u>0.28</u> |
| Trade payables | | |
| Dr. Veer Singh Mehta | 0.38 | 1.96 |
| | <u>0.38</u> | <u>1.96</u> |

Terms and conditions of related party transactions:

The Holding Company has given bank guarantee of INR 75.00 million (31 March 2023: INR 75.00 million) on behalf of its subsidiary as per the terms and conditions of the concession agreement entered with Heavy Engineering Corporation Limited.

Notes

- All transactions with related parties are made on the terms equivalent to those that prevail in arm's length transactions and within the ordinary course of business. Outstanding balances at respective year ends are unsecured and settlement is generally done in cash.
- The above information has been determined to the extent such parties have been identified on the basis of information available with the Holding Company and relied upon by the auditors.



(This space has been intentionally left blank)



35. Segment information

The chief operating decision maker (CODM) examines the Group's performance from a service perspective and has identified the 'Healthcare services' as a single business segment. The Group is operating in India which constitutes a single geographical segment. The CODM reviews internal management reports to assess the performance of the segment 'Healthcare services'. There are no transactions with a single external customer which would amount to ten percent or more of the Group's revenues.

36. Fair value measurement and financial instruments

a. Financial instruments – by category and fair values hierarchy

The following explains the judgements and estimates made in determining the fair values of the financial instruments. To provide an indication about the reliability of the inputs used in determining fair value, the Group has classified its financial instruments into the three levels prescribed under the accounting standard.

Level 1: quoted prices (unadjusted) in active markets for financial instruments.

Level 2: inputs other than quoted prices included within Level 1 that are observable for the asset or liability, either directly or indirectly.

Level 3: unobservable inputs for the asset or liability.

Valuation techniques used to determine fair value

The fair value of the financial assets and liabilities are included at the amount that would be received to sell an asset and paid to transfer a liability in an orderly transaction between market participants. The following methods were used to estimate the fair values :

- Trade receivables, cash and cash equivalents, bank balances other than cash and cash equivalents, other financial assets, borrowing, trade payables and other financial liabilities: Approximate their carrying amounts largely due to the current maturities of these instruments.

- Borrowings taken by the Company are as per the Company's credit and liquidity risk assessment and there is no comparable instrument having the similar terms and conditions with related security being pledged and hence the carrying value of the borrowings represents the best estimate of fair value.

As at 31 March 2024

| Particulars | Carrying value | | | Fair value hierarchy | | |
|--|----------------|------------------|------------------|----------------------|---------|-----------------|
| | FVTPL# | Amortized Cost | Total | Level 1 | Level 2 | Level 3 |
| Financial assets | | | | | | |
| Non-current | | | | | | |
| Other financial assets | - | 371.31 | 371.31 | - | - | 371.31 |
| Current | | | | | | |
| Trade receivables | - | 1,563.11 | 1,563.11 | - | - | - |
| Cash and cash equivalents | - | 154.58 | 154.58 | - | - | - |
| Bank balances other than cash and cash equivalents | - | 1,448.28 | 1,448.28 | - | - | - |
| Other financial assets | - | 249.84 | 249.84 | - | - | - |
| Total | - | 3,787.12 | 3,787.12 | - | - | 371.31 |
| Financial liabilities | | | | | | |
| Non-current | | | | | | |
| Borrowings | - | 3,583.99 | 3,583.99 | - | - | 3,583.99 |
| Lease liabilities | - | 3,503.27 | 3,503.27 | - | - | - |
| Other financial liabilities | - | 3.25 | 3.25 | - | - | 3.25 |
| Current | | | | | | |
| Borrowings | - | 1,891.34 | 1,891.34 | - | - | - |
| Lease liabilities | - | 260.60 | 260.60 | - | - | - |
| Trade payables | - | 1,374.82 | 1,374.82 | - | - | - |
| Other financial liabilities | - | 472.92 | 472.92 | - | - | - |
| Total | - | 11,090.19 | 11,090.19 | - | - | 3,587.24 |



(This space has been intentionally left blank)



As at 31 March 2023

| Particulars | Carrying value | | | Fair value hierarchy | | |
|--|-----------------|-----------------|------------------|----------------------|---------|-----------------|
| | FVTPL# | Amortized Cost | Total | Level 1 | Level 2 | Level 3 |
| Financial assets | | | | | | |
| Non-current | | | | | | |
| Other financial assets | - | 314.67 | 314.67 | - | - | 314.67 |
| Current | | | | | | |
| Trade receivables | - | 1,306.68 | 1,306.68 | - | - | - |
| Cash and cash equivalents | - | 230.58 | 230.58 | - | - | - |
| Bank balances other than cash and cash equivalents | - | 1,386.52 | 1,386.52 | - | - | - |
| Other financial assets | - | 187.18 | 187.18 | - | - | - |
| Total | - | 3,425.63 | 3,425.63 | - | - | 314.67 |
| Financial liabilities | | | | | | |
| Non-current | | | | | | |
| Borrowings | - | 2,554.16 | 2,554.16 | - | - | 2,554.16 |
| Lease liabilities | - | 3,402.76 | 3,402.76 | - | - | - |
| Other financial liabilities | - | 3.24 | 3.24 | - | - | 3.24 |
| Current | | | | | | |
| Borrowings | - | 1,392.66 | 1,392.66 | - | - | - |
| Lease liabilities | - | 206.81 | 206.81 | - | - | - |
| Trade payables | - | 1,237.31 | 1,237.31 | - | - | - |
| Other financial liabilities | 3,374.93 | 210.41 | 3,585.34 | - | - | 3,374.93 |
| Total | 3,374.93 | 9,007.35 | 12,382.28 | - | - | 5,932.33 |

Fair value through profit or loss

Valuation technique for level 3

Discounted cash flows: The valuation model considers the present value of expected payment, discounted using a risk-adjusted discount rate. The own non-performance risk was assessed to be insignificant.

b. Level 3 recurring fair values

Reconciliation of Level 3 fair values

The following table shows a reconciliation from the opening balances to the closing balances for Level 3 fair values.

| Particulars | Amount |
|---|------------|
| Balance as at 01 April 2022 | 2,843.45 |
| Loss included in Statement of profit and loss | |
| - Net change in fair value (unrealised) | 531.48 |
| Balance as at 31 March 2023 | 3,374.93 |
| Gain included in Statement of profit and loss | |
| - Net change in fair value (unrealised) | (133.84) |
| Reclassification to Equity and other equity | (3,241.09) |
| Balance as at 31 March 2024 | - |

Transfer out of level 3

The Holding Company has issued equity shares with a buy back option shown under financial instrument classified as financial liability valued at FVTPL, with a fair value at 31 March 2023 of INR 3,374.93 million. The fair value of this investment was categorised as Level 3 at 31 March 2023. This was because the shares were not listed on an exchange and there were no recent observable arm's length transactions in the shares.

However, during the current year, an addendum to the ISPA was made effective from 28 March 2024. The investor has unconditionally and irrevocably waived the Buy Back Option and undertakes that it shall not issue any Buy-Back notice in furtherance thereof. Consequently, there are no longer any contractual obligations and the financial instruments have been reclassified as Equity and Other Equity. Thus the fair value measurement is not applicable in the fair value hierarchy at 31 March 2024.

Sensitivity Analysis of fair value instruments:-

(i) Liability component of equity shares held by investor

The management has used Discounted cash flow method (DCF) for determining the fair value of Financial instrument classified as Financial liability.

The Management has computed net present value of cash flows by discounting free cash flow to firm ("FCFF") using a weighted average cost of capital ("WACC") also being significant unobservable input. As at 31 March 2023, the weighted average cost of capital (WACC) multiple has been determined at 15.93%.

Management has identified that a reasonably possible change in the key assumption could cause a change in fair value of the instrument. The following table shows the amount by which the fair value would change on change in the assumption. All other factors remaining constant.

| Increase/(decrease) in fair value | As at 31 March 2024 | As at 31 March 2023 |
|-----------------------------------|---------------------|---------------------|
| WACC multiple | | |
| Increase by 1% | - | (107.80) |
| Decrease by 1% | - | 493.50 |



37. Financial risk management

The Group has exposure to the following risks arising from financial instruments:

- Credit risk ;
- Liquidity risk ;
- Market risk

Risk management framework

The Holding Company's board of directors has overall responsibility for the establishment and oversight of the Group's risk management framework. The board of directors have authorized the Managing Director to establish the processes, who ensures that executive management controls risks through the mechanism of properly defined framework.

The Group's risk management policies are established to identify and analyze the risks faced by the Group, to set appropriate risks limits and controls, and to monitor risks and adherence to limits. Risk management policies are reviewed regularly to reflect changes in market conditions and the Group's activities. The Group, through its training and management standards and procedures, aims to maintain a disciplined and constructive control environment in which all employees understand their roles and obligations.

| Risk | Exposure arising from | Measurement | Management |
|--------------------------------|---|--|--|
| Credit risk | Trade receivables, cash and cash equivalents, bank balances other than cash and cash equivalents and other financial assets | Ageing analysis | Diversification of bank deposits and credit limits and regular monitoring and follow ups |
| Liquidity risk | Borrowings, trade payables and other financial liabilities | Cash flow forecasts | Availability of committed credit lines and borrowing facilities. |
| Market risk – foreign exchange | Future commercial transactions, recognized financial assets and liabilities not denominated in Indian rupee. | Cash flow forecasting sensitivity analysis | Forward foreign exchange contracts |
| Market risk – interest rate | Long-term borrowings at variable rates | Sensitivity analysis | Diversification of borrowings. |

(A) Credit risk

Credit risk is the risk of financial loss to the Group if a customer or counterparty to a financial asset fails to meet its contractual obligations. The Group's exposure to credit risk is influenced mainly by the individual characteristics of each financial asset. The carrying amounts of financial assets represents the maximum credit risk exposure.

A default on a financial asset is when the counterparty fails to make contractual payments as per agreed terms. This definition of default is determined by considering the business environment in which entity operates and other macro-economic factors.

The Group has a credit risk management policy in place to limit credit losses due to non-performance of counterparties. The Group monitors its exposure to credit risk on an ongoing basis. Assets are written off when there is no reasonable expectation of recovery. Where loans and receivables are written off, the Group continues to engage in enforcement activity to attempt to recover the dues.

Trade receivables

The Group closely monitors the credit-worthiness of the receivables through internal systems that are configured to define credit limits of customers, thereby, limiting the credit risk to pre-calculated amounts. The Group uses a simplified approach (lifetime expected credit loss model) for the purpose of computation of expected credit loss for trade receivables. Expected credit losses are measured on collective basis for each of the following categories :

| Category | Inputs for measurement of expected credit losses | Assumptions |
|---|--|---|
| Government | Collection against outstanding receivables in past years | Trend of collections made by the Company over a period of three years preceding balance sheet date and considering default to have occurred if receivables are not collected for less than three years. |
| Non-government Corporates | Collection against outstanding receivables in past years | Trend of collections made by the Group over a period of three years preceding balance sheet date and considering default to have occurred if receivables are not collected for less than three years. |
| Third party administrators of insurance companies | Collection against outstanding receivables in past years | Trade receivables outstanding for more than three years are considered irrecoverable. Allowance for expected credit loss on receivables outstanding for less than three years is recognised based on expected deductions by third party administrators. |
| Others | Customer wise trade receivables and information obtained through sales recovery follow ups | Specific allowance is made by assessing party wise outstanding receivables based on communication between sales team and customers. |

Cash and cash equivalents and bank balances other than cash and cash equivalents

Credit risk related to cash and cash equivalents and bank deposits is managed by only investing in deposits with highly rated banks and diversifying bank deposits and accounts in different banks. Credit risk is considered low because the Group deals with highly rated banks.



Other financial assets

Other financial assets measured at amortized cost includes security deposits, contract assets, accrued interest on fixed deposits and other receivables. Credit risk related to these financial assets is managed by monitoring the recoverability of such amounts continuously, while at the same time internal control system are in place to ensure the amounts are within defined limits. Credit risk is considered low because the Group is in possession of the underlying asset (in case of security deposit) or as per trade experience (in case of unbilled revenue from patient). Further, the Group creates provision by assessing individual financial asset for expectation of any credit loss basis 12 month expected credit loss model.

Credit risk exposure

- i) Expected credit loss for trade receivables under simplified approach i.e. provision matrix approach using historical trends.

As at 31 March 2024

| Particulars | Government | Non-government | | | Total |
|--|-----------------|----------------|---|--------------|-----------------|
| | | Corporates | Third party administrators of insurance companies | Others | |
| Gross carrying value | 1,291.21 | 219.88 | 295.80 | 44.43 | 1,851.32 |
| Less: Expected credit loss (impairment) | (171.00) | (40.45) | (42.94) | (33.82) | (288.21) |
| Carrying amount (net of impairment) | 1,120.21 | 179.43 | 252.86 | 10.61 | 1,563.11 |

As at 31 March 2023

| Particulars | Government | Non-government | | | Total |
|--|-----------------|----------------|---|--------------|-----------------|
| | | Corporates | Third party administrators of insurance companies | Others | |
| Gross carrying value | 1,180.32 | 32.08 | 257.27 | 20.60 | 1,490.27 |
| Less: Expected credit loss (impairment) | (126.32) | (8.67) | (44.79) | (3.81) | (183.59) |
| Carrying amount (net of impairment) | 1,054.00 | 23.41 | 212.48 | 16.79 | 1,306.68 |

- ii) Expected credit losses for other financial assets (measured at an amount equal to 12 months expected credit losses)

As at 31 March 2024

| Particulars | Estimated gross carrying amount at default | Expected credit losses | Carrying amount net of impairment provision |
|--|--|------------------------|---|
| Cash and cash equivalents | 154.58 | - | 154.58 |
| Bank balances other than cash and cash equivalents | 1,448.28 | - | 1,448.28 |
| Other financial assets | 621.15 | - | 621.15 |

As at 31 March 2023

| Particulars | Estimated gross carrying amount at default | Expected credit losses | Carrying amount net of impairment provision |
|--|--|------------------------|---|
| Cash and cash equivalents | 230.58 | - | 230.58 |
| Bank balances other than cash and cash equivalents | 1,386.52 | - | 1,386.52 |
| Other financial assets | 501.85 | - | 501.85 |

- iii) Reconciliation of expected credit loss for financial assets

| Reconciliation of loss allowance | Trade receivables |
|---|-------------------|
| Loss allowance as at 1 April 2022 | 142.58 |
| Add: Allowance for expected credit loss for the year | 35.00 |
| Adjustment on account of acquisition (part of pre-acquisition profit) | 6.01 |
| Loss allowance as at 31 March 2023 | 183.59 |
| Add: Allowance for expected credit loss for the year | 104.62 |
| Loss allowance as at 31 March 2024 | 288.21 |

Expected credit loss for trade receivable as at 31 March 2024

| Particular | Less than 6 months | 6 months to 1 year | 1 to 2 years | 2 to 3 years | More than 3 years | Total |
|------------------------------------|--------------------|--------------------|---------------|--------------|-------------------|-----------------|
| Gross carrying amount (a) | 994.17 | 363.71 | 271.16 | 141.33 | 80.95 | 1,851.32 |
| Expected credit loss rate (%) | 1.48% | 9.59% | 20.61% | 72.02% | 100.00% | 15.57% |
| Expected credit losses (b) | 14.71 | 34.87 | 55.89 | 101.79 | 80.95 | 288.21 |
| Net trade receivables (a-b) | 979.46 | 328.84 | 215.27 | 39.54 | - | 1,563.11 |

Expected credit loss for trade receivable as at 31 March 2023

| Particular | Less than 6 months | 6 months to 1 year | 1 to 2 years | 2 to 3 years | More than 3 years | Total |
|------------------------------------|--------------------|--------------------|---------------|--------------|-------------------|-----------------|
| Gross carrying amount (a) | 815.30 | 347.55 | 233.00 | 45.83 | 48.59 | 1,490.27 |
| Expected credit loss rate (%) | - | 9.10% | 32.81% | 58.73% | 100.00% | 12.32% |
| Expected credit losses (b) | - | 31.63 | 76.45 | 26.92 | 48.59 | 183.59 |
| Net trade receivables (a-b) | 815.30 | 315.92 | 156.55 | 18.91 | - | 1,306.68 |



(B) Liquidity risk

Liquidity risk is the risk that the Group will encounter difficulty in meeting the obligations associated with its financial liabilities that are settled by delivering cash or another financial asset. The Group's approach to managing liquidity is to ensure as far as possible, that it will have sufficient liquidity to meet its liabilities when they are due.

Management monitors rolling forecasts of the Group's liquidity position and cash and cash equivalents on the basis of expected cash flows. The Group takes into account the liquidity of the market in which the Group operates.

Maturities of financial liabilities

The following are the remaining contractual maturities of financial liabilities at the reporting date. The amounts are gross and undiscounted, and include estimated interest payments, where applicable.

| 31 March 2024 | Upto 1 year | 1 year to 5 years | Over 5 years | Total |
|-----------------------------|-----------------|-------------------|------------------|------------------|
| Borrowings* | 2,225.25 | 2,929.47 | 1,850.59 | 7,005.31 |
| Trade payables | 1,374.82 | - | - | 1,374.82 |
| Lease liabilities | 282.75 | 1,263.81 | 13,595.77 | 15,142.33 |
| Other financial liabilities | 472.92 | - | 3.25 | 476.17 |
| Total | 4,355.74 | 4,193.28 | 15,449.61 | 23,998.63 |

| 31 March 2023 | Upto 1 year | 1 year to 5 years | Over 5 years | Total |
|-----------------------------|-----------------|-------------------|------------------|------------------|
| Borrowings* | 1,602.40 | 1,567.50 | 1,536.78 | 4,706.68 |
| Trade payables | 1,237.31 | - | - | 1,237.31 |
| Lease liabilities | 218.49 | 1,213.35 | 13,912.79 | 15,344.63 |
| Other financial liabilities | 3,585.34 | - | 3.24 | 3,588.58 |
| Total | 6,643.54 | 2,780.85 | 15,452.81 | 24,877.20 |

* Includes current maturities of non current borrowings

The Group also has access to the following undrawn borrowing from banks at the end of the reporting period.

| Particulars | As at | As at |
|-----------------------|-----------------|-----------------|
| | 31 March 2024 | 31 March 2023 |
| Term loans from banks | 690.99 | 1,354.30 |
| Working capital loan | 1,071.20 | 1,287.19 |
| | 1,762.19 | 2,641.49 |



(This space has been intentionally left blank)



(C) Market risk

Market risk is the risk that changes in market prices – such as foreign exchange rates and interest rates – will affect the Group's income or the value of its holdings of financial instruments. The objective of market risk management is to manage and control market risk exposures within acceptable parameters, while optimizing the return.

a) Foreign exchange risk

The Group has international transactions and is exposed to foreign exchange risk arising from foreign currency transactions (imports). Foreign exchange risk arises from future commercial transactions and recognised assets and liabilities denominated in a currency that is not the Group's functional currency. The Group has not hedged its foreign exchange payables for the year ended 31 March 2024.

Foreign currency risk exposure:

| Particulars | As at 31 March 2024 | | As at 31 March 2023 | |
|---|---------------------|--------|---------------------|-----|
| | Foreign currency | INR | Foreign currency | INR |
| Liabilities | | | | |
| Payable for purchase of property, plant and equipment | USD | 253.67 | - | - |
| Total | | 253.67 | | |

Sensitivity

The sensitivity of profit or loss to changes in the exchange rates arises from foreign currency denominated financial instruments.

| Particulars | Currency | As at 31 March 2024 | | As at 31 March 2023 | |
|---|----------|------------------------------|------------------------------|------------------------------|------------------------------|
| | | Exchange rate increase by 1% | Exchange rate decrease by 1% | Exchange rate increase by 1% | Exchange rate decrease by 1% |
| Liabilities | | | | | |
| Payable for purchase of property, plant and equipment | USD | (2.54) | 2.54 | - | - |

b) Interest rate risk

Interest rate risk is the risk that the fair value or future cash flows of a financial instrument will fluctuate because of changes in market interest rates. The Group's interest rate risk arises from:-

- Borrowings which are made at market rate of interest at the time of borrowings.
- Bank deposits which are made at market rate of interest at the time of deposit.

| Exposure to Interest Rate Risk | As at 31 March 2024 | As at 31 March 2023 |
|--------------------------------|---------------------|---------------------|
| Fixed rate instruments | | |
| Financial assets | 1,465.26 | 1,388.78 |
| Financial liabilities | 6.06 | 16.39 |
| Variable rate instruments | | |
| Financial liabilities | 5,469.27 | 3,930.44 |

Cash flow sensitivity analysis for variable-rate instruments

A reasonably possible change of 50 basis points in interest rates at the reporting date would have increased/ (decreased) profit or (loss) by the amounts shown below. This analysis assumes that all other variables remain constant.

| Effect in INR million | Impact on Profit or (loss) net of tax | |
|-----------------------------|---------------------------------------|----------------|
| | 50 bp increase | 50 bp decrease |
| 31 March 2024 | | |
| Variable rate instruments | (20.46) | 20.46 |
| Cash flow sensitivity (net) | (20.46) | 20.46 |
| 31 March 2023 | | |
| Variable rate instruments | (14.71) | 14.71 |
| Cash flow sensitivity (net) | (14.71) | 14.71 |

38. Capital management

For the purpose of the Group's capital management, capital includes issued equity capital, share premium and all other reserves attributable to the equity holder. The primary objective of the Group's capital management is to maximize the shareholder value.

The Group monitors its net debt / equity ratio as well as compliance with financial covenants on regular basis.

| Particulars | As at 31 March 2024 | As at 31 March 2023 |
|---------------------------------|---------------------|---------------------|
| Total liabilities* | 11,372.74 | 12,627.82 |
| Less: cash and cash equivalents | 154.58 | 230.58 |
| Net debt | 11,218.16 | 12,397.24 |
| Total equity | 3,385.08 | 301.06 |
| Net debt to equity ratio | 3.31 | 41.19 |

* excludes deferred tax liabilities

The Group manages its capital structure and makes adjustments in light of changes in economic conditions. No changes were made in the objectives, policies or processes for managing capital during the years ended 31 March 2024 and 31 March 2023.



(This space has been intentionally left blank)



39. Employee benefits

The Group contributes to the following post-employment defined benefit plans.

a) Defined contribution plans

The Group has recognised the following amount in the Statement of profit and loss:

| Particulars | For the year ended 31 March 2024 | For the year ended 31 March 2023 |
|---|-------------------------------------|-------------------------------------|
| Employer's contribution to Employee's Provident Fund | 67.86 | 53.64 |
| Employer's contribution to Employee's State Insurance | 7.52 | 6.73 |
| Other funds (NPS and labour welfare fund) | 5.37 | 5.41 |
| | <u>80.75</u> | <u>65.78</u> |

b) Other long-term employment benefits

The Group provides compensated absences benefits to the employees of the Group which can be carried forward to future years.

| Particulars | As at 31 March 2024 | As at 31 March 2023 |
|---|------------------------|------------------------|
| Present value of obligation as at the end of the year | | |
| Compensated absences | 53.99 | 45.39 |
| Current and non-current liability bifurcation | | |
| Non current | 33.15 | 27.94 |
| Current | 20.84 | 17.45 |
| | <u>53.99</u> | <u>45.39</u> |

c) Defined benefit plans

The Group provides for gratuity for employees in India as per the Payment of Gratuity Act, 1972. Employees who are in continuous service for a period of 5 years are eligible for gratuity. The amount of gratuity payable on retirement/termination is the employees last drawn basic salary per month computed proportionately for fifteen days salary multiplied for the number of years of service.

(i) Changes in present value obligation

| Particulars | As at 31 March 2024 | As at 31 March 2023 |
|---|------------------------|------------------------|
| Present value obligation as at the beginning of the year | 45.33 | 40.03 |
| Benefits paid | (9.76) | (10.03) |
| Current service cost | 10.79 | 10.43 |
| Interest expense | 3.25 | 2.10 |
| Actuarial losses recognised in other comprehensive income | 4.91 | 2.80 |
| Present value obligation as at the end of the year | <u>54.52</u> | <u>45.33</u> |

(ii) Net liability recognised in the Balance sheet

| Particulars | As at 31 March 2024 | As at 31 March 2023 |
|-------------------------|------------------------|------------------------|
| Non current liabilities | 39.20 | 30.10 |
| Current liabilities | 15.32 | 15.23 |
| | <u>54.52</u> | <u>45.33</u> |

(iii) Amount recognized in statement of profit and loss

| Particulars | For the year ended 31 March 2024 | For the year ended 31 March 2023 |
|----------------------|-------------------------------------|-------------------------------------|
| Current service cost | 10.79 | 10.43 |
| Interest expense | 3.25 | 2.10 |
| | <u>14.04</u> | <u>12.53</u> |

(iv) Remeasurements recognized in other comprehensive income

| Particulars | For the year ended 31 March 2024 | For the year ended 31 March 2023 |
|--|-------------------------------------|-------------------------------------|
| Actuarial loss on defined benefit obligation | 4.91 | 2.80 |
| | <u>4.91</u> | <u>2.80</u> |

(v) Actuarial assumptions

| Particulars | As at 31 March 2024 | As at 31 March 2023 |
|------------------------|------------------------|------------------------|
| Financial assumptions | | |
| Discount rate | 7.25% | 7.50% |
| Salary escalation rate | 5.00% | 5.00% |
| Mortality rate | IALM 2012-14 | IALM 2012-14 |
| Retirement age | 58 years | 58 years |
| Withdrawal rate | 35.00% | 35.00% |

As at 31 March 2024, the weighted average duration of the defined benefit obligation is 21 years (31 March 2023 : 19 years).

These assumptions were developed by management with the assistance of independent actuarial appraisers. Discount factors are determined close to each year end by reference to government bonds of relevant economic markets and that have terms to maturity approximating to the terms of the related obligation. Other assumptions are based on management's historical experience.



(vi) Sensitivity analysis

The below sensitivity analyses are based on a change in an assumption while holding all other assumptions constant. In practice, this is unlikely to occur, and changes in some of the assumptions may be correlated. When calculating the sensitivity of the defined benefit obligation to significant actuarial assumptions the same methods (present value of defined benefit obligation calculated with the projected unit credit method at the end of the reporting period) has been applied as when calculating the defined benefit liability recognised in the balance sheet.

The methods and types of assumptions used in preparing the sensitivity analysis did not change compared to the prior period.

| Particulars | As at 31 March 2024 | | As at 31 March 2023 | |
|-----------------------------|---------------------|----------|---------------------|----------|
| | Increase | Decrease | Increase | Decrease |
| Discount rate (1%) | 51.15 | 53.73 | 42.28 | 44.43 |
| Salary escalation rate (1%) | 53.75 | 51.11 | 43.45 | 42.25 |
| Withdrawal rate (1%) | 52.06 | 52.77 | 43.57 | 43.60 |

The sensitivity results above determine their individual impact on the Plan's end of year Defined Benefit Obligation. In reality, the Plan is subject to multiple external experience items which may move the Defined Benefit Obligation in similar or opposite directions, while the Plan's sensitivity to such changes can vary over time.

(vii) Expected future cash flows

The table below shows the expected cash flow profile of the benefits to be paid to the current membership of the plan based on past service of the employees as at the valuation date:

| Particulars | As at | |
|----------------|---------------|---------------|
| | 31 March 2024 | 31 March 2023 |
| Year 1 | 15.28 | 12.12 |
| Year 2 | 4.50 | 3.88 |
| Year 3 | 4.77 | 3.91 |
| Year 4 | 4.21 | 3.43 |
| Year 5 | 4.17 | 3.11 |
| Year 6 onwards | 21.59 | 18.88 |
| | 54.52 | 45.33 |

The Group expects to contribute INR 21.90 million (31 March 2023 is INR 18.81 million) for post employment benefits during the next financial year.



(This space has been intentionally left blank)



40. Revenue related disclosures**I Disaggregation of revenue**

Revenue recognised mainly comprises of healthcare services. Set out below is the disaggregation of the Group's revenue from contracts with customers:

| Description | For the year ended 31 March 2024 | For the year ended 31 March 2023 |
|--|-------------------------------------|-------------------------------------|
| Revenue from sale of services - Healthcare | | |
| Operating income - in patient department | 9,225.33 | 7,509.86 |
| Operating income - out patient department | 1,641.97 | 1,348.45 |
| Revenue from sale of product - Pharmacy | 418.05 | 313.56 |
| Sub-total (A) | 11,285.35 | 9,171.87 |
| Other operating revenue | | |
| Sponsorship income | 2.79 | 5.59 |
| Scrap sales | 2.25 | 1.74 |
| Sub-total (B) | 5.04 | 7.33 |
| Total (A+B) | 11,290.39 | 9,179.20 |

II Timing of revenue recognition

The following table provides information about timing of revenue recognition:

| Description | For the year ended 31 March 2024 | For the year ended 31 March 2023 |
|----------------------|-------------------------------------|-------------------------------------|
| At point in time | 2,065.06 | 1,669.34 |
| At point over time | 9,225.33 | 7,509.86 |
| Total revenue | 11,290.39 | 9,179.20 |

III Contract balances

The following table provides information about trade receivables, contract assets and contract liabilities:

| Particulars | As at 31 March 2024 | As at 31 March 2023 |
|--|------------------------|------------------------|
| Contract assets - unbilled revenue (refer note 8) | 109.10 | 78.94 |
| Contract liabilities - advance from patients (refer note 21) | 79.91 | 65.67 |
| Trade receivables (refer note 12) | 1,563.11 | 1,306.68 |

Contract asset is the right to consideration in exchange for goods or services transferred to the customer. Contract liability is the entity's obligation to transfer goods or services to a customer for which the entity has received consideration from the customer in advance. Contract assets (unbilled receivables) are transferred to receivables when the rights become unconditional and contract liabilities are recognised as and when the performance obligation is satisfied.

IV Significant changes in the contract balances during the year are as follows:

| | As at 31 March 2024 | As at 31 March 2023 |
|--|------------------------|------------------------|
| Contract liabilities - advance from patients | | |
| Opening balance of contract liabilities - advance from patients | 65.67 | 38.90 |
| Movement during the year (net) | 14.24 | 26.77 |
| Closing balance of contract liabilities - advance from patients | 79.91 | 65.67 |
| Contract assets - Unbilled revenue | | |
| Opening balance of contract assets - unbilled revenue | 78.94 | 59.84 |
| Less: Amount of revenue recognised during the year | (78.94) | (59.84) |
| Add: Addition during the year | 109.10 | 78.94 |
| Closing balance of contract assets - unbilled revenue | 109.10 | 78.94 |

V The aggregate amount of transaction price allocated to the performance obligations (yet to complete) as at 31 March 2024 is INR 79.91 million (31 March 2023 : INR 65.67 million). This balance represents the advance received from patients (gross) against healthcare services. The management expects to further bill and collect the remaining balance of total consideration in the coming periods. These balances will be recognised as revenue in subsequent period as per the policy of the Group.



(This space has been intentionally left blank)



41. Business combinations

Acquisition of Plus Medicare Hospitals Private Limited

Summary of acquisition

During the year ended 31 March 2023, Holding Company has entered into share purchase agreement to acquire all the assets and liabilities of Plus Medicare Hospitals Private Limited. Pursuant to the said acquisition, Plus Medicare Hospitals Private Limited is the wholly owned subsidiary of Paras Healthcare Private Limited w.e.f 18 October 2022. The purchase consideration amounted to INR 734.20 million and was discharged in cash.

a) Business combination

The above transaction qualified as a business combination as per Ind AS 103 - "Business Combinations" and had been accounted by applying the acquisition method wherein identifiable assets acquired, liabilities assumed are fair valued against the fair value of the consideration transferred and the resultant goodwill is recognised.

b) Measurement of fair values

| Particulars | Amount |
|---|---------------|
| Consideration paid | 734.20 |
| Purchase consideration (A) | 734.20 |
| The assets and liabilities recognised as a result of the acquisition are as follows: | |
| Property, plant and equipment | 622.60 |
| Right of use assets | 756.94 |
| Cash and cash equivalents | 4.44 |
| Other assets | 6.31 |
| Long term borrowings | (385.75) |
| Other liabilities | (259.71) |
| Short term borrowings | (17.50) |
| Trade payables | (1.17) |
| Deferred tax liabilities on above | (38.40) |
| Identifiable net assets acquired (B) | 687.76 |
| Goodwill (A-B) | 46.44 |

Goodwill here represents residual asset value attributable to unidentified intangible assets acquired by acquirer. It will not be deductible for tax purposes.

b. Revenue and profit contribution

The acquired business contributed revenue of INR 35.26 million and incurred loss of INR 29.49 million to the group for the period 31 March 2023 from the date of acquisition.

If the acquisitions had occurred on 01 April 2022, Group's pro-forma revenue and loss for the year ended 31 March 2023 would have been INR 9,179.20 million and INR 450.30 million respectively.

c. Acquisition related costs of INR 3.87 million that were not directly attributable to the issue of shares are included in other expenses in the Statement of Profit and Loss and in operating cash flows in the Statement of Cash Flows.



(This space has been intentionally left blank)

42. Additional information pursuant to paragraph 2 of Division II of Schedule III to the Companies Act 2013- 'General instructions for the preparation of consolidated financial statements' of Division II of Schedule III:

As at 31 March 2024

| Particulars | % of voting power | Net assets i.e. total assets minus total liabilities | | Share in profit or loss | | Share in other comprehensive income / loss | | Share in total comprehensive income / loss | |
|---|-------------------|--|------------|-------------------------------------|----------|--|--------|--|----------|
| | | As % of consolidated net assets | Amount | As % of consolidated profit or loss | Amount | As % of consolidated other comprehensive income / loss | Amount | As % of consolidated total comprehensive income / loss | Amount |
| Holding Company | | 155.14% | 5,214.81 | -379.90% | 690.84 | 91.02% | (3.42) | -370.36% | 687.42 |
| Paras Healthcare Private Limited | | | | | | | | | |
| Wholly owned subsidiaries: | | | | | | | | | |
| Paras Healthcare (Ranchi) Private Limited | 100% | -38.01% | (1,277.65) | 179.55% | (326.51) | 7.63% | (0.29) | 176.07% | (326.80) |
| Plus Medicare Hospitals Private Limited | 100% | -17.13% | (575.72) | 300.34% | (546.18) | 1.35% | (0.05) | 294.29% | (546.23) |
| (w.e.f 18 October 2022) | | | | | | | | | |
| Subtotal | | 100.00% | 3,361.44 | 100.00% | (181.85) | 100.00% | (3.76) | 100.00% | (185.61) |
| Less: Total elimination / adjustments | | | 23.64 | | 28.54 | | - | | 28.54 |
| Total | | | 3,385.08 | | (153.31) | | (3.76) | | (157.07) |

As at 31 March 2023

| Particulars | % of voting power | Net assets i.e. total assets minus total liabilities | | Share in profit or loss | | Share in other comprehensive income / loss | | Share in total comprehensive income / loss | |
|---|-------------------|--|----------|-------------------------------------|----------|--|--------|--|----------|
| | | As % of consolidated net assets | Amount | As % of consolidated profit or loss | Amount | As % of consolidated other comprehensive income / loss | Amount | As % of consolidated total comprehensive income / loss | Amount |
| Holding Company | | 620.42% | 1,286.50 | -1.46% | 6.24 | 97.70% | (2.05) | -0.97% | 4.18 |
| Paras Healthcare Private Limited | | | | | | | | | |
| Wholly owned Subsidiary | | | | | | | | | |
| Paras Healthcare (Ranchi) Private Limited | 100% | -310.78% | (950.85) | 94.56% | (404.23) | 2.30% | (0.05) | 94.11% | (404.28) |
| Plus Medicare Hospitals Private Limited | 100% | -9.64% | (29.49) | 6.90% | (29.49) | - | - | 6.87% | (29.49) |
| (w.e.f 18 October 2022) | | | | | | | | | |
| Subtotal | | 100.00% | 305.96 | 100.00% | (427.48) | 100.00% | (2.11) | 100.00% | (429.59) |
| Less: Total elimination / adjustments | | | (4.90) | | (0.44) | | - | | (0.44) |
| Total | | | 301.06 | | (427.92) | | (2.11) | | (430.03) |



(This space has been intentionally left blank.)

43. Other statutory information

- a) The Group does not have any benami property and no proceedings have been initiated or pending against the Group for holding any benami property, under the Benami Transactions (Prohibitions) Act, 1988 (45 of 1988) and the rules made thereunder.
- b) The Group does not have any charge which is yet to be registered with ROC
- c) The Group has not advanced or provided loan to or invested funds in any entities including foreign entities (Intermediaries) or to any other persons, with the understanding that the intermediary shall:
 - (i) directly or indirectly lend or invest in other persons or entities identified in any manner whatsoever by or on behalf of the company (Ultimate Beneficiaries) or
 - (ii) provide any guarantee, security or the like to or on behalf of the ultimate beneficiaries
- d) The Group has not received any fund from any persons or entities, including foreign entities (Funding Party) with the understanding (whether recorded in writing or otherwise) that the Group shall:
 - (i) directly or indirectly lend or invest in other persons or entities identified in any manner whatsoever by or on behalf of the Funding Party (Ultimate Beneficiaries) or
 - (ii) provide any guarantee, security or the like on behalf of the ultimate beneficiaries,
- e) The Group has not undertaken any transaction which is not recorded in the books of accounts that has been surrendered or disclosed as income during the year in the tax assessments under the Income Tax Act, 1961 (such as, search or survey or any other relevant provisions of the Income Tax Act, 1961).
- f) The Group has not traded or invested in crypto currency or virtual currency during the current and previous financial year.
- g) The Group has not been declared a 'Willful Defaulter' by any bank or financial institution (as defined under the Companies Act, 2013) or consortium thereof, in accordance with the guidelines on wilful defaulter issued by the Reserve Bank of India.
- h) The Group has complied with the number of layers prescribed under clause (87) of section 2 of the Act read with Companies (Restriction on number of layers) Rules, 2017.
- i) The Group does not have any transactions with companies struck off under Section 248 of the Companies Act, 2013 or section 560 of Companies Act, 1956 during the financial year.
- j) The Group has not revalued its property, plant and equipment (including right-of-use assets) or intangible assets or both during the current or previous periods.
- k) The Group has not entered into any scheme of arrangement which has an accounting impact on current or previous financial year.

44. During the year ended 31 March 2024, the Holding Company has signed the letter of intent to set-up and run multi-speciality hospitals in Gurgaon and Ludhiana.

45. Events occurring after the reporting period

Subsequent to period end, pursuant to resolutions passed vide its board meeting and extra ordinary general meeting dated 03 June 2024 and 04 June 2024 respectively, members have approved the proposal for conversion of the status of the Holding Company from Private Company to Public Company.

46. The Ministry of Corporate Affairs (MCA) has prescribed a new requirement for companies under the proviso to Rule 3(1) of the Companies (Accounts) Rules, 2014 inserted by the Companies (Accounts) Amendment Rules 2021 requiring companies which uses accounting software for maintaining its books of account, shall use only such accounting software which has a feature of recording audit trail of each and every transaction, creating an edit log of each change made in the books of account along with the date when such changes were made and ensuring that the audit trail cannot be disabled.

The Group uses accounting software and operation softwares (collectively referred to as 'Software') related to maintenance of books of account. Once the financial entries are posted in the Software, no changes are allowed to already posted transactions. Also, in case of cancellation/reversal of already posted entries, separate entries are created in the application. Additionally, the detailed log of events for master data changes are enabled at application level.

The audit trail feature was not enabled at the database level for one of the accounting software and operation softwares, to log any direct data changes. Further for one location for each of the Holding Company and one Subsidiary Company, the database of the other accounting software is operated by a third-party software service provider and the availability of audit trail (edit logs) are not covered in the 'Independent Service Auditor's Assurance Report on the Description of Controls, their Design and Operating Effectiveness' ('Type 2 report' issued in accordance with ISAE 3000 (Revised), Assurance Engagements Other than Audits or Reviews of Historical Financial Information) at the database level. We have advised the Enterprise Resource Planning (ERP) service provider to include the database of audit trail functionality in the next year's Type 2 report.

The accounting software used for maintenance of records for one location of a Subsidiary Company did not have audit trail maintained for period 01 April 2023 to 01 June 2023. Further for the remaining period it maintains Audit Trail, however, it does not capture the username of person who made the changes.



(This space has been intentionally left blank)



47. Previous year figures have been regrouped/reclassified wherever considered necessary. The details are as follows:

| Particulars | For the year ended 31 March 2023 (Reported) | Adjustments | For the year ended 31 March 2023 (Reclassified) |
|-------------------------------|---|-------------|---|
| Employee benefits expense | 1,336.35 | 0.59 | 1,336.94 |
| Retainers and consultants fee | - | 2,348.23 | 2,348.23 |
| Other expenses | 4,252.44 | (2,348.82) | 1,903.62 |

The impact of such reclassifications/regrouping is not material to the overall financial statements.

The notes to the financial statement including material accounting policy information and other explanatory information are an integral part of the financial statements.

As per our report of even date attached

For Walker Chandiook & Co LLP

Chartered Accountants

Firm Registration No: 001076N/N500013

Tarun Gupta

Partner

Membership No. 507892



For and on behalf of Board of Directors of
Paras Healthcare Private Limited

Dr. Dharminder Kumar Nagar

Managing Director

DIN : 00332135

Dilip Bidani

Group CFO

Place: Gurugram

Date: 14 June 2024



Dr. Kapil Garg

Whole time Director

DIN : 01475972

Rahul Kumar

Company Secretary

Membership No. A20928

Place: Gurugram

Date: 14 June 2024