
Walker Chandniok & Co LLP
21st Floor, DLF Square
Jacaranda Marg, DLF Phase II
Gurgaon - 122 002
India
T +91 124 4628099
F +91 124 4628001

Independent Auditor's Report

To the Members of Paras Healthcare Private Limited

Report on the Audit of the Standalone Financial Statements

Opinion

1. We have audited the accompanying standalone financial statements of **Paras Healthcare Private Limited** ('the Company'), which comprise the Balance Sheet as at 31 March 2023, the Statement of Profit and Loss (including Other Comprehensive Income), the Statement of Cash Flow and the Statement of Changes in Equity for the year then ended, and notes to the standalone financial statements, including a summary of the significant accounting policies and other explanatory information.
2. In our opinion and to the best of our information and according to the explanations given to us, the aforesaid standalone financial statements give the information required by the Companies Act, 2013 ('the Act') in the manner so required and give a true and fair view in conformity with the Indian Accounting Standards ('Ind AS') specified under section 133 of the Act read with the Companies (Indian Accounting Standards) Rules, 2015 and other accounting principles generally accepted in India, of the state of affairs of the Company as at 31 March 2023, and its profit (including other comprehensive income), its cash flows and the changes in equity for the year ended on that date.

Basis for Opinion

3. We conducted our audit in accordance with the Standards on Auditing specified under section 143(10) of the Act. Our responsibilities under those standards are further described in the Auditor's Responsibilities for the Audit of the Standalone Financial Statements section of our report. We are independent of the Company in accordance with the Code of Ethics issued by the Institute of Chartered Accountants of India ('ICAI') together with the ethical requirements that are relevant to our audit of the financial statements under the provisions of the Act and the rules thereunder, and we have fulfilled our other ethical responsibilities in accordance with these requirements and the Code of Ethics. We believe that the audit evidence we have obtained is sufficient and appropriate to provide a basis for our opinion.

Information other than the Financial Statements and Auditor's Report thereon

4. The Company's Board of Directors are responsible for the other information. The other information comprises the information included in the Director's Report, but does not include the standalone financial statements and our auditor's report thereon.

Our opinion on the standalone financial statements does not cover the other information and we do not express any form of assurance conclusion thereon.



Chartered Accountants

Offices in Bengaluru, Chandigarh, Chennai, Gurugram, Hyderabad, Kochi, Kolkata, Mumbai, New Delhi, Noida and Pune

Walker Chandniok & Co LLP is registered with limited liability with identification number AAC-2085 and its registered office at L-41 Connaught Circus, New Delhi, 110001, India

Walker Chandniok & Co LLP

In connection with our audit of the standalone financial statements, our responsibility is to read the other information and, in doing so, consider whether the other information is materially inconsistent with the standalone financial statements or our knowledge obtained in the audit or otherwise appears to be materially misstated. If, based on the work we have performed, we conclude that there is a material misstatement of this other information, we are required to report that fact. We have nothing to report in this regard.

Responsibilities of Management and Those Charged with Governance for the Standalone Financial Statements

5. The accompanying standalone financial statements have been approved by the Company's Board of Directors. The Company's Board of Directors are responsible for the matters stated in section 134(5) of the Act with respect to the preparation and presentation of these standalone financial statements that give a true and fair view of the financial position, financial performance including other comprehensive income, changes in equity and cash flows of the Company in accordance with the Ind AS specified under section 133 of the Act and other accounting principles generally accepted in India. This responsibility also includes maintenance of adequate accounting records in accordance with the provisions of the Act for safeguarding of the assets of the Company and for preventing and detecting frauds and other irregularities; selection and application of appropriate accounting policies; making judgments and estimates that are reasonable and prudent; and design, implementation and maintenance of adequate internal financial controls, that were operating effectively for ensuring the accuracy and completeness of the accounting records, relevant to the preparation and presentation of the financial statements that give a true and fair view and are free from material misstatement, whether due to fraud or error.
6. In preparing the financial statements, the Board of Directors are responsible for assessing the Company's ability to continue as a going concern, disclosing, as applicable, matters related to going concern and using the going concern basis of accounting unless the Board of Directors either intend to liquidate the Company or to cease operations, or has no realistic alternative but to do so.
7. Those Board of Directors are also responsible for overseeing the Company's financial reporting process.

Auditor's Responsibilities for the Audit of the Standalone Financial Statements

8. Our objectives are to obtain reasonable assurance about whether the financial statements as a whole are free from material misstatement, whether due to fraud or error, and to issue an auditor's report that includes our opinion. Reasonable assurance is a high level of assurance, but is not a guarantee that an audit conducted in accordance with Standards on Auditing will always detect a material misstatement when it exists. Misstatements can arise from fraud or error and are considered material if, individually or in the aggregate, they could reasonably be expected to influence the economic decisions of users taken on the basis of these financial statements.
9. As part of an audit in accordance with Standards on Auditing, specified under section 143(10) of the Act we exercise professional judgment and maintain professional skepticism throughout the audit. We also:
 - Identify and assess the risks of material misstatement of the financial statements, whether due to fraud or error, design and perform audit procedures responsive to those risks, and obtain audit evidence that is sufficient and appropriate to provide a basis for our opinion. The risk of not detecting a material misstatement resulting from fraud is higher than for one resulting from error, as fraud may involve collusion, forgery, intentional omissions, misrepresentations, or the override of internal control;
 - Obtain an understanding of internal control relevant to the audit in order to design audit procedures that are appropriate in the circumstances. Under section 143(3)(i) of the Act we are also responsible for expressing our opinion on whether the Company has adequate internal financial controls with reference to financial statements in place and the operating effectiveness of such controls;



Walker Chandiook & Co LLP

- Evaluate the appropriateness of accounting policies used and the reasonableness of accounting estimates and related disclosures made by management;
 - Conclude on the appropriateness of Board of Directors' use of the going concern basis of accounting and, based on the audit evidence obtained, whether a material uncertainty exists related to events or conditions that may cast significant doubt on the Company's ability to continue as a going concern. If we conclude that a material uncertainty exists, we are required to draw attention in our auditor's report to the related disclosures in the financial statements or, if such disclosures are inadequate, to modify our opinion. Our conclusions are based on the audit evidence obtained up to the date of our auditor's report. However, future events or conditions may cause the Company to cease to continue as a going concern;
 - Evaluate the overall presentation, structure and content of the financial statements, including the disclosures, and whether the financial statements represent the underlying transactions and events in a manner that achieves fair presentation;
10. We communicate with those charged with governance regarding, among other matters, the planned scope and timing of the audit and significant audit findings, including any significant deficiencies in internal control that we identify during our audit.

Report on Other Legal and Regulatory Requirements

11. Based on our audit, we report that the provisions of section 197 read with Schedule V to the Act are not applicable to the Company since the Company is not a public company as defined under section 2(71) of the Act. Accordingly, reporting under section 197(16) is not applicable.
12. As required by the Companies (Auditor's Report) Order, 2020 ('the Order') issued by the Central Government of India in terms of section 143(11) of the Act we give in the Annexure A a statement on the matters specified in paragraphs 3 and 4 of the Order, to the extent applicable.
13. Further to our comments in Annexure A, as required by section 143(3) of the Act based on our audit, we report, to the extent applicable, that:
- a) We have sought and obtained all the information and explanations which to the best of our knowledge and belief were necessary for the purpose of our audit of the accompanying standalone financial statements;
 - b) In our opinion, proper books of account as required by law have been kept by the Company so far as it appears from our examination of those books;
 - c) The standalone financial statements dealt with by this report are in agreement with the books of account;
 - d) In our opinion, the aforesaid standalone financial statements comply with Ind AS specified under section 133 of the Act;
 - e) On the basis of the written representations received from the directors and taken on record by the Board of Directors, none of the directors is disqualified as on 31 March 2023 from being appointed as a director in terms of section 164(2) of the Act;
 - f) With respect to the adequacy of the internal financial controls with reference to financial statements of the Company as on 31 March 2023 and the operating effectiveness of such controls, refer to our separate Report in Annexure B wherein we have expressed an unmodified opinion; and
 - g) With respect to the other matters to be included in the Auditor's Report in accordance with rule 11 of the Companies (Audit and Auditors) Rules, 2014 (as amended), in our opinion and to the best of our information and according to the explanations given to us;

Chartered Accountants



Walker Chandiook & Co LLP

- i. The Company, as detailed in note 34 to the standalone financial statements, has disclosed the impact of pending litigation(s) on its financial position as at 31 March 2023;
- ii. The Company did not have any long-term contracts including derivative contracts for which there were any material foreseeable losses as at 31 March 2023;
- iii. There were no amounts which were required to be transferred to the Investor Education and Protection Fund by the Company during the year ended 31 March 2023.
- iv.a. The management has represented that, to the best of its knowledge and belief, as disclosed in note 49(c) to the standalone financial statements, no funds have been advanced or loaned or invested (either from borrowed funds or securities premium or any other sources or kind of funds) by the Company to or in any person(s) or entity(ies), including foreign entities ('the intermediaries'), with the understanding, whether recorded in writing or otherwise, that the intermediary shall, whether, directly or indirectly lend or invest in other persons or entities identified in any manner whatsoever by or on behalf of the Company ('the Ultimate Beneficiaries') or provide any guarantee, security or the like on behalf the Ultimate Beneficiaries;
- b. The management has represented that, to the best of its knowledge and belief, other than as disclosed in note 50 to the standalone financial statements, no funds have been received by the Company from any person(s) or entity(ies), including foreign entities ('the Funding Parties'), with the understanding, whether recorded in writing or otherwise, that the Company shall, whether directly or indirectly, lend or invest in other persons or entities identified in any manner whatsoever by or on behalf of the Funding Party ('Ultimate Beneficiaries') or provide any guarantee, security or the like on behalf of the Ultimate Beneficiaries; and
- c. Based on such audit procedures performed as considered reasonable and appropriate in the circumstances, nothing has come to our notice that has caused us to believe that the management representations under sub-clauses (a) and (b) above contain any material misstatement.
- v. The Company has not declared or paid any dividend during the year ended 31 March 2023.
- vi. Proviso to Rule 3(1) of the Companies (Accounts) Rules, 2014 requires all companies which use accounting software for maintaining their books of account, to use such an accounting software which has a feature of audit trail, with effect from the financial year beginning on 1 April 2023 and accordingly, reporting under Rule 11(g) of Companies (Audit and Auditors) Rules, 2014 (as amended) is not applicable for the current financial year.

For **Walker Chandiook & Co LLP**
Chartered Accountants
Firm's Registration No.: 001076N/N5D0013

Tarun

Tarun Gupta
Partner
Membership No.: 507982
UDIN: 23507892BGXQXI4258

Place: Gurugram.
Date: 28 July 2023



Walker ChandioK & Co LLP

Annexure A referred to in Paragraph 12 of the Independent Auditor's Report of even date to the members of Paras Healthcare Private Limited on the standalone financial statements for the year ended 31 March 2023

In terms of the information and explanations sought by us and given by the Company and the books of account and records examined by us in the normal course of audit, and to the best of our knowledge and belief, we report that:

- (i) (a) (A) The Company has maintained proper records showing full particulars, including quantitative details and situation of property, plant and equipment and right of use assets.
- (B) The Company has maintained proper records showing full particulars of intangible assets.
- (b) The Company has a regular programme of physical verification of its property, plant and equipment and right of use assets under which the assets are physically verified in a phased manner over a period of three years, which in our opinion, is reasonable having regard to the size of the Company and the nature of its assets. In accordance with this programme, certain property, plant and equipment and right of use assets were verified during the year and no material discrepancies were noticed on such verification.
- (c) The title deeds of all the immovable properties held by the Company (other than properties where the Company is the lessee and the lease agreements are duly executed in favour of the lessee) disclosed in note 4 to the standalone financial statements are held in the name of the Company. For title deeds of immovable properties in the nature of land and building situated at Block C-1 Sector 43, Sushant Lok, Gurugram-122002 and building situated at Paras Twin Towers, 1st floor Tower-B, Sector 54, Tehsil Wazirabad, Gurugram with gross carrying values of Rs 538.29 million and Rs 252.03 million respectively as at 31 March 2023, which have been mortgaged as security for loans or borrowings taken by the Company, confirmations with respect to title of the Company have been directly obtained by us from the respective lenders.
- (d) The Company has not revalued its Property, Plant and Equipment, Right of Use assets or intangible assets during the year.
- (e) No proceedings have been initiated or are pending against the Company for holding any benami property under the Prohibition of Benami Property Transactions Act, 1988 (as amended) and rules made thereunder.
- (ii) (a) The management has conducted physical verification of inventory at reasonable intervals during the year. In our opinion, the coverage and procedure of such verification by the management is appropriate and no discrepancies of 10% or more in the aggregate for each class of inventory were noticed as compared to book records.
- (b) As disclosed in note 19 to the standalone financial statements, the Company has been sanctioned a working capital limit in excess of Rs 50.00 million by banks based on the security of current assets. The quarterly returns/statements, in respect of the working capital limits have been filed by the Company with such banks and such returns/statements are in agreement with the books of account of the Company for the respective periods, which were not subject to audit/review.



Walker ChandioK & Co LLP

Annexure A referred to in Paragraph 12 of the Independent Auditor's Report of even date to the members of Paras Healthcare Private Limited on the standalone financial statements for the year ended 31 March 2023 (cont'd)

- (iii) (a) The Company has made investments in and provided loans to subsidiaries during the year as per details given below:

Particulars	Loans (Rs millions)
Aggregate amount provided/granted during the year:	
- Subsidiaries	789.70
Balance outstanding as at balance sheet date in respect of above cases:	
- Subsidiaries	789.70

- (b) In our opinion, and according to the information and explanations given to us, the investments made and terms and conditions of the grant of all loans provided, prima facie, not prejudicial to the interest of the Company. Further, the Company has not given any security and provided guarantee during the year.
- (c) In respect of loans granted by the Company, the schedule of repayment of principal and payment of interest has been stipulated and principal and interest amount is not due for repayment currently.
- (d) There is no overdue amount in respect of loans granted to such companies.
- (e) The Company has not granted any loan or advance in the nature of loan which has fallen due during the year. Further, no fresh loans were granted to any party to settle the overdue loans/advances in nature of loan that existed as at the beginning of the year.
- (f) The Company has not granted any loan(s) or advance(s) in the nature of loan(s), which are repayable on demand or without specifying any terms or period of repayment.
- (iv) In our opinion, and according to the information and explanations given to us, the Company has complied with the provisions of section 186 of the Act in respect of loans, investments made, and guarantee provided as applicable. Further, the Company has not entered into any transaction covered under section 185 and section 186 of the Act in respect of security.
- (v) In our opinion, and according to the information and explanations given to us, the Company has not accepted any deposits or there are no amounts which have been deemed to be deposits within the meaning of sections 73 to 76 of the Act and the Companies (Acceptance of Deposits) Rules, 2014 (as amended). Accordingly, reporting under clause 3(v) Companies (Auditor's Report) Order, 2020 (hereinafter referred to as 'the Order') is not applicable to the Company.
- (vi) The Central Government has specified maintenance of cost records under sub-section (1) of section 148 of the Act in respect of the products of the Company. We have broadly reviewed the books of account maintained by the Company pursuant to the Rules made by the Central Government for the maintenance of cost records and are of the opinion that, prima facie, the prescribed accounts and records have been made and maintained. However, we have not made a detailed examination of the cost records with a view to determine whether they are accurate or complete.




Walker ChandioK & Co LLP

Annexure A referred to In Paragraph 12 of the Independent Auditor's Report of even date to the members of Paras Healthcare Private Limited on the standalone financial statements for the year ended 31 March 2023 (cont'd)

- (vii) (a) In our opinion, and according to the information and explanations given to us, undisputed statutory dues including goods and services tax, provident fund, employees' state insurance, income-tax, duty of customs, duty of excise, value added tax, cess and other material statutory dues, as applicable, have generally been regularly deposited with the appropriate authorities by the Company, though there have been slight delays in a few cases. Further, no undisputed amounts payable in respect thereof were outstanding at the year-end for a period of more than six months from the date they became payable.
- (b) According to the information and explanations given to us, there are no statutory dues referred to in subclause (a) above that have not been deposited with the appropriate authorities on account of any dispute.
- (viii) According to the information and explanations given to us, no transactions were surrendered or disclosed as income during the year in the tax assessments under the Income Tax Act, 1961 (43 of 1961) which have not been previously recorded in the books of accounts.
- (ix)(a) According to the information and explanations given to us, the Company has not defaulted in repayment of its loans or borrowings or in the payment of interest thereon to any lender.
- (b) According to the information and explanations given to us including representation received from the management of the Company, and on the basis of our audit procedures, we report that the Company has not been declared a willful defaulter by any bank or financial institution or government or any government authority.
- (c) In our opinion and according to the information and explanations given to us, money raised by way of term loans were applied for the purposes for which these were obtained.
- (d) In our opinion and according to the information and explanations given to us, and on an overall examination of the financial statements of the Company, funds raised by the Company on short term basis have, prima facie, not been utilised for long term purposes.
- (e) In our opinion and according to the information and explanations given to us and on an overall examination of the financial statements of the Company, the Company has not taken any funds from any entity or person on account of or to meet the obligations of its subsidiaries, except for the following:

Nature of fund taken	Name of lender	Amount involved (Rs millions)	Name of the subsidiary	Nature of transaction for which funds were utilized
Loan from banks	HDFC Bank Limited	78.10	Plus Medicare Hospitals Private Limited	Capital expenditure

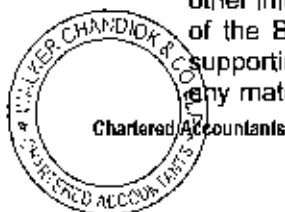
- (f) According to the information and explanations given to us, the Company has not raised any loans during the year on the pledge of securities held in its subsidiaries.
- (x) (a) The Company has not raised any money by way of initial public offer or further public offer (including debt instruments), during the year. Accordingly, reporting under clause 3(x)(a) of the Order is not applicable to the Company.
- (b) According to the information and explanations given to us and on the basis of our examination of the records of the Company, the Company has not made any preferential allotment or private placement of shares or (fully, partially or optionally) convertible debentures during the year. Accordingly, reporting under clause 3(x)(b) of the Order is not applicable to the Company.



Walker ChandioK & Co LLP

Annexure A referred to in Paragraph 12 of the Independent Auditor's Report of even date to the members of Paras Healthcare Private Limited on the standalone financial statements for the year ended 31 March 2023 (cont'd)

- (xi) (a) To the best of our knowledge and according to the information and explanations given to us, no fraud by the Company or no material fraud on the Company has been noticed or reported during the period covered by our audit.
- (b) According to the information and explanations given to us including the representation made to us by the management of the Company, no report under sub-section 12 of section 143 of the Act has been filed by the auditors in Form ADT-4 as prescribed under Rule 13 of Companies (Audit and Auditors) Rules, 2014, with the Central Government for the period covered by our audit.
- (c) According to the information and explanations given to us including the representation made to us by the management of the Company, there are no whistle-blower complaints received by the Company during the year.
- (xii) The Company is not a Nidhi Company and the Nidhi Rules, 2014 are not applicable to it. Accordingly, reporting under clause 3(xii) of the Order is not applicable to the Company.
- (xiii) In our opinion and according to the information and explanations given to us, all transactions entered into by the Company, with the related parties are in compliance with section 188 of the Act. The details of such related party transactions have been disclosed in the financial statements etc., as required under Indian Accounting Standard (Ind AS) 24, Related Party Disclosures specified in Companies (Indian Accounting Standards) Rules 2015 as prescribed under section 133 of the Act. Further, according to the information and explanations given to us, the Company is not required to constitute an audit committee under section 177 of the Act.
- (xiv) (a) In our opinion and according to the information and explanations given to us, the Company has an internal audit system as per the provisions of section 138 of the Act which is commensurate with the size and nature of its business.
- (b) We have considered the reports issued by the Internal Auditors of the Company till date for the period under audit.
- (xv) According to the information and explanation given to us, the Company has not entered into any non-cash transactions with its directors or persons connected with its directors and accordingly, reporting under clause 3(xv) of the Order with respect to compliance with the provisions of section 192 of the Act are not applicable to the Company.
- (xvi) (a) The Company is not required to be registered under section 45-IA of the Reserve Bank of India Act, 1934. Accordingly, reporting under clauses 3(xvi)(a),(b) and (c) of the Order are not applicable to the Company.
- (d) Based on the information and explanations given to us and as represented by the management of the Company, the Group (as defined in Core Investment Companies (Reserve Bank) Directions, 2016) does not have any CIC.
- (xvii) The Company has not incurred any cash losses in the current financial year as well as the immediately preceding financial year.
- (xviii) There has been no resignation of the statutory auditors during the year. Accordingly, reporting under clause 3(xviii) of the Order is not applicable to the Company.
- (xix) According to the information and explanations given to us and on the basis of the financial ratios, ageing and expected dates of realisation of financial assets and payment of financial liabilities, other information accompanying the standalone financial statements, our knowledge of the plans of the Board of Directors and management and based on our examination of the evidence supporting the assumptions, nothing has come to our attention, which causes us to believe that any material uncertainty exists as on the date of the audit report indicating that Company is not



Walker ChandioK & Co LLP

Annexure A referred to in Paragraph 12 of the Independent Auditor's Report of even date to the members of Paras Healthcare Private Limited on the standalone financial statements for the year ended 31 March 2023 (cont'd)

capable of meeting its liabilities existing at the date of balance sheet as and when they fall due within a period of one year from the balance sheet date. We, however, state that this is not an assurance as to the future viability of the Company. We further state that our reporting is based on the facts up to the date of the audit report and we neither give any guarantee nor any assurance that all liabilities falling due within a period of one year from the balance sheet date, will get discharged by the Company as and when they fall due.

- (xx) According to the information and explanations given to us, the Company does not have any unspent amounts towards Corporate Social Responsibility in respect of any ongoing or other than ongoing project as at the end of the financial year. Accordingly, reporting under clause 3(xx) of the Order is not applicable to the Company.
- (xxi) The reporting under clause 3(xxi) of the Order is not applicable in respect of audit of standalone financial statements of the Company. Accordingly, no comment has been included in respect of said clause under this report.

For Walker ChandioK & Co LLP
Chartered Accountants
Firm's Registration No.: 001076N/N500013



Tarun Gupta
Partner
Membership No.: 507892
UDIN: 23507892BGXQXI4258



Place: Gurugram
Date: 28 July 2023

Walker ChandioK & Co LLP

Annexure B

Independent Auditor's Report on the internal financial controls with reference to the standalone financial statements under Clause (i) of Sub-section 3 of Section 143 of the Companies Act, 2013 ('the Act')

1. In conjunction with our audit of the standalone financial statements of Paras Healthcare Private Limited ('the Company') as at and for the year ended 31 March 2023, we have audited the internal financial controls with reference to financial statements of the Company as at that date.

Responsibilities of Management and Those Charged with Governance for Internal Financial Controls

2. The Company's Board of Directors is responsible for establishing and maintaining internal financial controls based on the internal financial controls with reference to financial statements criteria established by the Company considering the essential components of internal control stated in the Guidance Note on Audit of Internal Financial Controls over Financial Reporting issued by the Institute of Chartered Accountants of India. These responsibilities include the design, implementation and maintenance of adequate internal financial controls that were operating effectively for ensuring the orderly and efficient conduct of the Company's business, including adherence to the Company's policies, the safeguarding of its assets, the prevention and detection of frauds and errors, the accuracy and completeness of the accounting records, and the timely preparation of reliable financial information, as required under the Act.

Auditor's Responsibility for the Audit of the Internal Financial Controls with Reference to Financial Statements

3. Our responsibility is to express an opinion on the Company's internal financial controls with reference to financial statements based on our audit. We conducted our audit in accordance with the Standards on Auditing issued by the Institute of Chartered Accountants of India ('ICAI') prescribed under Section 143(10) of the Act, to the extent applicable to an audit of internal financial controls with reference to financial statements, and the Guidance Note on Audit of Internal Financial Controls Over Financial Reporting ('the Guidance Note') issued by the ICAI. Those Standards and the Guidance Note require that we comply with ethical requirements and plan and perform the audit to obtain reasonable assurance about whether adequate internal financial controls with reference to financial statements were established and maintained and if such controls operated effectively in all material respects.
4. Our audit involves performing procedures to obtain audit evidence about the adequacy of the internal financial controls with reference to financial statements and their operating effectiveness. Our audit of internal financial controls with reference to financial statements includes obtaining an understanding of such internal financial controls, assessing the risk that a material weakness exists, and testing and evaluating the design and operating effectiveness of internal control based on the assessed risk. The procedures selected depend on the auditor's judgement, including the assessment of the risks of material misstatement of the financial statements, whether due to fraud or error.
5. We believe that the audit evidence we have obtained is sufficient and appropriate to provide a basis for our audit opinion on the Company's internal financial controls with reference to financial statements.

Meaning of Internal Financial Controls with Reference to Financial Statements

6. A company's internal financial controls with reference to financial statements is a process designed to provide reasonable assurance regarding the reliability of financial reporting and the preparation of financial statements for external purposes in accordance with generally accepted accounting principles. A company's internal financial controls with reference to financial statements include those



Walker Chandiook & Co LLP

Annexure B to the Independent Auditor's Report of even date to the members of Paras Healthcare Private Limited on the standalone financial statements for the year ended 31 March 2023

policies and procedures that (1) pertain to the maintenance of records that, in reasonable detail, accurately and fairly reflect the transactions and dispositions of the assets of the company; (2) provide reasonable assurance that transactions are recorded as necessary to permit preparation of financial statements in accordance with generally accepted accounting principles, and that receipts and expenditures of the company are being made only in accordance with authorisations of management and directors of the company; and (3) provide reasonable assurance regarding prevention or timely detection of unauthorised acquisition, use, or disposition of the company's assets that could have a material effect on the financial statements.

Inherent Limitations of Internal Financial Controls with Reference to Financial Statements

7. Because of the inherent limitations of internal financial controls with reference to financial statements, including the possibility of collusion or improper management override of controls, material misstatements due to error or fraud may occur and not be detected. Also, projections of any evaluation of the internal financial controls with reference to financial statements to future periods are subject to the risk that the internal financial controls with reference to financial statements may become inadequate because of changes in conditions, or that the degree of compliance with the policies or procedures may deteriorate.

Opinion

8. In our opinion, the Company has, in all material respects, adequate internal financial controls with reference to financial statements and such controls were operating effectively as at 31 March 2023, based on the Internal financial controls with reference to financial statements criteria established by the Company considering the essential components of internal control stated in the Guidance Note on Audit of Internal Financial Controls over Financial Reporting issued by the Institute of Chartered Accountants of India.

For Walker Chandiook & Co LLP
Chartered Accountants
Firm's Registration No.: 001076N/N500013



Tarun Gupta
Partner

Membership No.: 507892
UDIN: 23507892BGXQXI4258

Place : Gurugram
Date: 28 July 2023



Particulars	Notes	As at 31 March 2023	As at 31 March 2022
ASSETS			
Non-current assets			
Property, plant and equipment	4	2,341.49	2,198.39
Right of use assets	5	2,799.73	1,960.76
Capital work-in progress	6	665.31	136.59
Intangible assets	7	10.72	8.72
Financial assets			
Investments	8	734.30	0.10
Loans	9	1,149.75	644.20
Others	10	424.85	418.66
Deferred tax assets (net)	32	36.27	-
Non-current tax assets (net)	11	158.92	194.94
Other non-current assets	12	132.18	269.78
Total non-current assets		8,394.53	5,932.14
Current assets			
Inventories			
Inventory	13	159.29	119.85
Financial assets			
Trade receivables	14	1,276.25	843.07
Cash and cash equivalents	15	214.88	71.22
Bank balances other than cash and cash equivalents	16	1,385.56	1,873.86
Others	10	180.00	184.47
Current tax assets	11	273.02	128.63
Other current assets	12	38.43	42.65
Total current assets		3,527.45	3,263.75
Total assets		11,921.97	9,195.89
EQUITY AND LIABILITIES			
Equity share capital			
Equity share capital	17	36.76	36.76
Other equity	18	1,249.54	1,245.36
Total equity		1,286.30	1,282.12
Liabilities			
Non-current liabilities			
Financial liabilities			
Borrowings	19	1,683.71	1,213.86
Lease liabilities	5	2,577.49	1,660.58
Others	20	1.74	2,845.19
Provisions	21	55.02	48.77
Deferred tax liabilities (net)	32	-	11.80
Total non-current liabilities		4,317.96	5,780.20
Current liabilities			
Financial liabilities			
Borrowings	19A	1,377.33	745.63
Lease liabilities	5	157.58	92.69
Trade payables	22	-	-
- Total outstanding dues of micro enterprises and small enterprises and		189.46	221.79
- Total outstanding dues of creditors other than micro enterprises and small enterprises		894.68	908.45
Others	20	2,538.49	53.54
Other current liabilities	23	128.92	87.98
Provisions	21	31.32	23.49
Total current liabilities		6,317.71	2,133.57
Total equity and liabilities		11,921.97	9,195.89

Summary of significant accounting policies

The accompanying notes are an integral part of these standalone financial statements.

As per our report of even date attached

For Walter Chandok & Co LLP
 Chartered Accountants
 Firm Registration No: 001076N03500013

Tarun

Tarun Gupta
 Partner
 Membership No. 507892

Place: Gurugram
 Date: 28 July 2023

For and on behalf of Board of Directors of
 Paras Healthcare Private Limited


[Signature]
 Dr. Dharaminder Kumar Nagar
 Managing Director
 DIN : 00332135

[Signature]
 Dr. Kapil Garg
 Whole time Director
 DIN : 01475972

[Signature]
 Dilip Bishnoi
 Group CFO

[Signature]
 Rahul Kumar
 Company Secretary

Place: Gurugram
 Date: 28 July 2023



Paras Healthcare Private Limited
CIN - U85110HR1987PTC035823
Statement of Profit and Loss for the year ended 31 March 2023
(All amounts are in INR million, unless otherwise stated)

Particulars	Notes	For the year ended 31 March 2023	For the year ended 31 March 2022
Income			
Revenue from operations	24	8,789.16	7,760.62
Other income	25	258.54	173.36
Total income		9,047.70	7,933.98
Expenses			
Purchases of stock-in-trade	26	2,320.40	2,067.20
Changes in inventories of stock-in-trade	27	(36.63)	(22.77)
Employee benefits expense	28	1,240.61	978.71
Other expenses	28	3,932.53	3,534.45
Total expenses		7,454.89	6,587.59
		1,592.81	1,376.39
Earnings before fair value changes, finance costs, depreciation and amortisation expense, exceptional items and taxes			
Fair value changes on financial instruments		531.48	458.64
Finance costs	30	383.86	237.51
Depreciation and amortisation expense	31	513.82	479.47
Profit before exceptional items and tax		163.65	208.77
Exceptional item	45	-	(33.34)
Profit before tax		163.65	234.11
Tax expense			
Current year		204.79	184.04
Tax pertaining to earlier years		-	4.06
Deferred tax charges/ (credit)		(47.38)	(9.51)
Profit for the year (A)		6.24	55.62
Other comprehensive income			
Items that will not be reclassified to profit or loss			
Remeasurements of defined benefit liability		(1.75)	(1.45)
Less: Income tax relating to items that will not be reclassified to profit or loss		0.69	0.62
Other comprehensive income for the year, net of tax (B)		(2.06)	(1.83)
Total comprehensive income for the year (A+B)		4.18	53.69
Earnings per equity share			
Basic and diluted	39	1.70	15.10

Summary of significant accounting policies

The accompanying notes are an integral part of these standalone financial statements.

As per our report of even date attached

For Walker Chandok & Co LLP
Chartered Accountants
Firm Registration No. 001075N/01500013

Tarun

Tarun Gupta
Partner
Membership No. 507892



Place: Gurugram
Date: 28 July 2023

For and on behalf of Board of Directors of
Paras Healthcare Private Limited

D. Bidani
Dr. Dinesh Kumar Kishore Nigam
Managing Director
DIN : 00932135

Dilip Bidani
Group CFO

Place: Gurugram
Date: 28 July 2023



Kapil Garg

Dr. Kapil Garg
Whole time Director
DIN : 01475972

Rahul

Rahul Kumar
Company Secretary

Paras Healthcare Private Limited
CIN :- U08110HR1987PTC035823
Standalone Cash Flow Statement for the year ended 31 March 2023
(All amounts are in INR million, unless otherwise stated)

Particulars	For the year ended 31 March 2023	For the year ended 31 March 2022
A. Cash flow from operating activities		
Net profit before tax	163.65	234.11
Adjustments for:		
Depreciation and amortisation	513.82	479.47
(Gain)/ loss on sale of property, plant & equipment (net)	(0.82)	(1.36)
Finance costs	383.86	237.51
Liabilities no longer required written back	(2.79)	(0.97)
Interest income	(150.57)	(129.92)
Net (gain)/loss on financial liabilities measured at fair value through profit or loss	531.48	458.64
Loss allowance	35.00	20.24
	1,473.63	1,297.72
Adjustments for changes in working capital:		
- in trade receivables	(468.18)	(445.68)
- in loans and other assets	(10.69)	49.90
- in inventories	(39.44)	(12.16)
- in trade payables	(46.10)	152.34
- in other liabilities and provisions	71.42	3.01
Cash generated from operations	980.64	1,045.13
Income tax paid	(313.48)	(214.32)
Net cash generated from operating activities (A)	667.16	830.81
B. Cash flows from investing activities		
Payments for purchase of property, plant and equipment and intangible assets (including capital work-in-progress, capital advances and creditors for capital goods)	(692.36)	(1,062.61)
Proceeds from sale of property, plant and equipment	5.00	7.51
Proceeds from/ investments in bank deposits	501.85	19.08
Purchase of investment	(734.20)	-
Loan to subsidiaries	(431.85)	(239.49)
Interest received	76.51	103.01
Net cash used in investing activities (B)	(1,275.05)	(1,172.50)
C. Cash flows from financing activities		
Proceeds of non current borrowings	778.99	231.56
Repayment of non current borrowings	(227.50)	(171.26)
Movement in short term borrowings (net)	547.13	(66.91)
Repayment of lease liabilities	(162.83)	(96.62)
Finance cost paid	(184.24)	(130.03)
Net cash generated from / (used in) financing activities (C)	751.55	(233.26)
Net increase / (decrease) in cash and cash equivalents (A+B+C)	143.66	(574.95)
D. Cash and cash equivalents at the beginning of the year		
Cash on hand	4.78	7.92
Balance with banks:		
- On current accounts	24.34	18.25
- balance with banks with original maturity of 3 months or less	42.10	620.00
	71.22	646.17
E. Cash and cash equivalents at the end of the year		
Cash on hand	6.81	4.78
Balance with banks:		
- On current accounts	206.77	24.34
- balance with banks with original maturity of 3 months or less	1.30	42.10
	214.88	71.22
Net Increase/(decrease) in cash and cash equivalents (E-D)	143.66	(574.95)

(This space has been intentionally left blank)



Notes:

- The cash flow statement has been prepared under the indirect method set out in Indian Accounting Standard 7 on Statement of cash flows as notified under section 133 of the Companies Act, 2013.
- Change in liabilities arising from financing activities:

Particulars	For the year ended 31 March 2023	For the year ended 31 March 2022
Opening balance		
Non-current borrowings (including current maturities)	1,438.82	1,383.09
Current borrowings	520.68	587.59
Lease liabilities	1,753.27	1,185.75
Interest accrued	4.20	6.05
Cash flows		
Proceeds from non-current borrowings	778.99	231.56
Repayment of non-current borrowings	(227.50)	(171.26)
Proceeds of short term borrowings (net)	547.13	(66.91)
Payment of lease liabilities	(162.83)	(96.62)
Finance cost paid	(184.24)	(130.03)
Non-cash adjustments		
Interest expenses towards lease liabilities	196.87	106.39
Lease additions	-	531.74
Impact of lease modification	889.36	-
Interest on lease capitalised	58.40	26.00
Finance cost debited to statement of profit and loss	(86.98)	126.59
Closing balance		
Non-current borrowings (including current maturities)	1,993.25	1,438.82
Current borrowings	1,067.81	520.68
Lease liabilities	2,735.07	1,753.27
Interest accrued	4.00	4.20

Summary of significant accounting policies

3

The accompanying notes are an integral part of these standalone financial statements.

As per our report of even date attached
 For Walker Chandioh & Co LLP
 Chartered Accountants
 Firm Registration No: 001076N/N500013

Tarun

Tarun Gupta
 Partner
 Membership No. 507892



Place: Gurugram
 Date: 28 July 2023

For and on behalf of Board of Directors of
 Paras Healthcare Private Limited

[Signature]
 Dr. Dharminder Kumar Nagar
 Managing Director
 DIN : 00332135

[Signature]

Dr. Kapil Garg
 Whole time Director
 DIN : 01475972

[Signature]
 Dilip Bidani
 Group CFO

[Signature]
 Rahul Kumar
 Company Secretary

Place: Gurugram
 Date: 28 July 2023



A. Equity share capital

Particulars	As at 31 March 2023		As at 31 March 2022	
	Number of shares	Amount	Number of shares	Amount
At the beginning of the year	48,80,533	48.81	48,80,533	48.81
Changes during the year	-	-	-	-
Less: Re-classification to financial liability (refer note 20)	(12,04,369)	(12.05)	(12,04,369)	(12.05)
At the end of the year	36,75,964	36.76	36,75,964	36.76

B. Other equity

Attributable to the equity shareholders

Particulars	Reserves and surplus			Total
	Securities premium	Retained earnings	Other comprehensive income	
Balance as at 31 March 2021	62.71	1,125.88	3.88	1,191.67
Profit for the year	-	55.52	-	55.52
Other comprehensive income for the year	-	-	(1.83)	(1.83)
Balance as at 31 March 2022	62.71	1,180.60	2.05	1,245.36
Profit for the year	-	6.24	-	6.24
Other comprehensive income for the year	-	-	(2.06)	(2.06)
Balance as at 31 March 2023	62.71	1,186.84	(0.01)	1,249.54

Summary of significant accounting policies

3

The accompanying notes are an integral part of these standalone financial statements.

As per our report of even date attached
 For Walker Chandok & Co LLP
 Chartered Accountants
 Firm Registration No: 001076M/N500013


 Tarun
 Partner
 Membership No. 507892




Place: Gurugram
 Date: 28 July 2023


For and on behalf of Board of Directors of
 Paras Healthcare Private Limited


 Dr. Bharminder Kumar Nigam
 Managing Director
 DIN : 00332135


 Dilip Bidwai
 Group CEO

Place: Gurugram
 Date: 28 July 2023


 Dr. Kapil Garg
 Whole time Director
 DIN : 01475972


 Rahul Kumar
 Company Secretary



Paras Healthcare Private Limited

Notes to standalone financial statements for the year ended 31 March 2023

CIN No.: - U85110HR1987PTC035823

1. Corporate Information

Paras Healthcare Private Limited ('the Company') is a company domiciled in India, with its registered office situated at 1st Floor, Tower-B, Paras Twin Towers, Golf Course Road, Sector-54, Gurugram-122002, Haryana. The Company has been incorporated under the provisions of Indian Companies Act on 21 December 1987. The Company is primarily engaged in the business of providing healthcare services.

2. Basis of preparation of standalone financial statements

(i) Statement of compliance

These standalone financial statements ('financial statements') have been prepared in accordance with Indian Accounting Standards (Ind AS) as per the Companies (Indian Accounting Standards) Rules, 2015 notified under Section 133 of Companies Act, 2013, (the 'Act') and other relevant provisions of the Act.

The standalone financial statements were authorised for issue by the Company's Board of Directors on 28 July 2023.

Details of the Company's accounting policies are included in Note 3.

(ii) Functional and presentation currency

These standalone financial statements are prepared in INR millions, which is the Company's functional and presentation currency. All amounts have been rounded-off to the nearest millions and two decimals thereof except share data and per share data, unless otherwise stated.

(iii) Basis of measurement

These standalone financial statements have been prepared on the historical cost basis, except for the following items:

Items	Measurement basis
Net defined benefit (asset)/ liability	Present value of defined benefit obligations
Compound financial instruments	Fair value
Other financial assets and liabilities	Amortised cost

(iv) Amended Accounting Standards (Ind AS) and interpretations effective during the year

a. Ind AS 103 Reference to Conceptual Framework

The amendments specify that to qualify for recognition as part of applying the acquisition method, the identifiable assets acquired and liabilities assumed must meet the definitions of assets and liabilities in the Conceptual Framework for Financial Reporting under Indian Accounting Standards (Conceptual Framework) issued by the Institute of Chartered Accountants of India at the acquisition date. These changes do not significantly change the requirements of Ind AS 103. The amendment did not have any material impact on financial statements of the Company.

b. Ind AS 16 Proceeds before intended use

The amendment specify that an entity shall deduct from the cost of an item of property, plant and equipment any proceeds received from selling items produced while the entity is preparing the asset for its intended use. The amendment did not have any material impact on financial statements of the Company.



Paras Healthcare Private Limited

Notes to standalone financial statements for the year ended 31 March 2023

CIN No.: - U85110HR1987PTC035823

c. Ind AS 37 Onerous Contracts - Costs of Fulfilling a Contract

The amendments specify that that the 'cost of fulfilling' a contract comprises the 'costs that relate directly to the contract'. Costs that relate directly to a contract can either be incremental costs of fulfilling that contract (examples would be direct labour, materials) or an allocation of other costs that relate directly to fulfilling contracts. The amendment is essentially a clarification and the amendment did not have any material impact on financial statements of the Company.

d. Ind AS 109 Annual Improvements to Ind AS (2021)

The amendment clarifies which fees an entity includes when it applies the '10 percent' test of Ind AS 109 in assessing whether to derecognise a financial liability. The amendment did not have any material impact on financial statements of the Company.

(v) Use of estimates and judgements

The preparation of these financial statements in conformity with recognition and measurement principles of Ind AS requires management to make judgements, estimates and assumptions that affect the application of accounting policies and the reported amounts of assets, liabilities, income and expenses as well as disclosures. Actual results may differ from these estimates.

Estimates and underlying assumptions are reviewed on an ongoing basis. Revisions to accounting estimates are recognised in the period in which the estimates are revised and in any future periods prospectively.

In particular, information about significant areas of estimation, uncertainty and critical judgements in applying accounting policies that have the most significant effects on the amount recognised in the financial statements pertains to :

a) Useful lives and recoverable amount of property, plant and equipment and intangible assets:

The estimated useful lives and recoverable amounts of property, plant and equipment and intangible assets are based on estimates and assumptions regarding the expected market outlook, expected future cash flows, growth rates, obsolescence, demand, competition, and known technological advances. The charge in respect of periodic depreciation/ amortisation is derived based on an estimate of an asset's expected useful life and the expected residual value at the end of its life. The Company reviews the useful lives and recoverable amounts of property, plant and equipment and intangible assets at the end of each reporting period.

b) Impairment assessment:

Property, plant and equipment, right-of-use assets and intangible assets that are subject to depreciation/ amortisation are tested for impairment periodically including when events occur or changes in circumstances indicate that the recoverable amount of the cash generating unit is less than its carrying value. The recoverable amount of cash generating units is higher of value-in-use and fair value less cost to sell. The calculation involves use of significant estimates and assumptions which includes turnover and earnings multiples, growth rates and net margins used to calculate projected future cash flows, risk-adjusted discount rate, future economic, fair value and market conditions.

c) Income taxes:

Recognition of deferred tax assets/ liabilities involves making judgements and estimations about the availability of future taxable profit against which tax losses carried forward can be used. A deferred tax asset is recognised for unused tax losses and deductible temporary differences, to the extent that it is probable that future taxable profits will be available against which they can be utilised.

Deferred tax assets are reviewed at each reporting date and are reduced to the extent that it is no longer probable that the related tax benefit will be realized.



Paras Healthcare Private Limited

Notes to standalone financial statements for the year ended 31 March 2023

CIN No.: - U85110HR1987PTC035823

Provision for tax liabilities require judgements on the interpretation of tax legislation, developments in case laws and the potential outcomes of appeals which may be subject to significant uncertainty. Therefore, the actual results may vary from expectations resulting in adjustments to provisions, the valuation of deferred tax assets and therefore the tax charge in the Statement of Profit and Loss.

d) Litigations

From time to time, the Company is subject to legal proceedings the ultimate outcome of each being always subject to many uncertainties inherent in litigation. A provision for litigation is made when it is considered probable that a payment will be made and the amount of the loss can be reasonably estimated. Significant judgement is made when evaluating, among other factors, the probability of unfavourable outcome and the ability to make a reasonable estimate of the amount of potential loss. Litigation provisions are reviewed at each accounting period and revisions made for the changes in facts and circumstances.

e) Employee benefit obligations:

Employee benefit obligations are determined using actuarial valuations. An actuarial valuation involves making appropriate assumptions that may differ from actual developments in the future. These include the determination of the discount rate, future salary increases and mortality rates. Due to the complexities involved in the valuation and its long-term nature, a defined benefit obligation is highly sensitive to changes in these assumptions. All assumptions are reviewed at each reporting date.

f) Leases:

Critical judgements in determining the lease term:

Ind AS 116 requires lessees to determine the lease term as the non-cancellable period of a lease adjusted with any option to extend or terminate the lease, if the use of such option is reasonably certain. The Company makes an assessment on the expected lease term on a lease-by-lease basis and there by assesses whether it is reasonably certain that any options to extend or terminate the contract will be exercised. In evaluating the lease term, the Company considers factors such as any significant leasehold improvements undertaken over the lease term, costs relating to the termination of the lease and the importance of the underlying asset to Company's operations taking into account the location of the underlying asset and the availability of suitable alternatives. The lease term in future periods is reassessed to ensure that the lease term reflects the current economic circumstances.

Critical judgements in determining the discount rate:

The discount rate is generally based on the incremental borrowing rate specific to the lease being evaluated or for a portfolio of leases with similar characteristics.

(vi) Measurement of fair values

A number of the Company's accounting policies and disclosures require the measurement of fair values, for both financial and non-financial assets and liabilities. The Company has an established control framework with respect to the measurement of fair values. The Company's Group CFO regularly reviews significant unobservable inputs and valuation adjustments.

Fair values are categorised into different levels in a fair value hierarchy based on the inputs used in the valuation techniques as follows:

Level 1: quoted prices (unadjusted) in active markets for identical assets or liabilities.

Level 2: inputs other than quoted prices included in Level 1 that are observable for the asset or liability, either directly (i.e. as prices) or indirectly (i.e. derived from prices).



Paras Healthcare Private Limited

Notes to standalone financial statements for the year ended 31 March 2023

CIN No.: - U85110HR1987PTC035823

Level 3: inputs for the asset or liability that are not based on observable market data (unobservable inputs)

When measuring the fair value of an asset or a liability, the Company uses observable market data as far as possible. If the inputs used to measure the fair value of an asset or a liability fall into different levels of the fair value hierarchy, then the fair value measurement is categorised in its entirety in the same level of the fair value hierarchy as the lowest level input that is significant to the entire measurement.

The Company recognises transfers between levels of the fair value hierarchy at the end of the reporting period during which the change has occurred.

Further information about the assumptions made in measuring fair values is included in Note 46- financial instruments.

(vii) Current versus non-current classification

The Company presents assets and liabilities in the Balance Sheet based on current / non-current classification.

An asset is classified as current when it satisfies any of the following criteria:

- a) Expected to be realised or intended to be sold or consumed in normal operating cycle,
- b) Held primarily for the purpose of trading,
- c) Expected to be realised within twelve months after the reporting period, or
- d) Cash or cash equivalent unless restricted from being exchanged or used to settle a liability for at least twelve months after the reporting period.

All other assets are classified as non-current.

A liability is classified as current when it satisfies any of the following criteria:

- a) It is expected to be settled in normal operating cycle,
- b) It is held primarily for the purpose of trading,
- c) It is due to be settled within twelve months after the reporting period, or
- d) There is no unconditional right to defer the settlement of the liability for at least twelve months after the reporting period

All other liabilities are classified as non-current.

All assets and liabilities have been classified as current or non-current as per the Company's operating cycle and other criteria set out in Schedule III to the Companies Act, 2013. Based on the nature of products/ services and the time between the acquisition of assets for processing and their realization in cash and cash equivalents, the Company has ascertained its operating cycle to be within 12 months for the purpose of current and non-current classification of assets and liabilities.

Deferred tax assets and liabilities are classified as non-current assets and liabilities.

3. Significant accounting policies

A. Property, plant and equipment

(i) Recognition and measurement

Items of property, plant and equipment are measured at cost, which includes capitalised borrowing costs, less accumulated depreciation and accumulated impairment losses, if any. Cost of an item of property, plant and equipment comprises its purchase price, including import duties and non-refundable purchase taxes, after deducting



Paras Healthcare Private Limited

Notes to standalone financial statements for the year ended 31 March 2023

CIN No.: - U85110HR1987PTC035823

trade discounts and rebates, any directly attributable cost of bringing the item to its working condition for its intended use and estimated cost of dismantling and removing the item and restoring the site on which it is located.

The cost of a self-constructed item of property, plant and equipment comprises the cost of materials and direct labour, any other costs directly attributable to bringing the item to working condition for its intended use, and estimated costs of dismantling and removing the item and restoring the site on which it is located.

If significant parts of an item of property, plant and equipment have different useful lives, then they are accounted for as separate items (major components) of property, plant and equipment. All other repair and maintenance costs are recognised in the statement of profit and loss as incurred.

Gains or losses arising from the retirement or disposal of a property, plant and equipment are determined as the difference between the net disposal proceeds and the carrying amount of the asset and recognised as income or expense in the statement of profit and loss.

(ii) Subsequent expenditure

Subsequent expenditure is capitalised only if it is probable that the future economic benefits associated with the expenditure will flow to the Company.

(iii) Depreciation

Depreciation is calculated on cost of items of property, plant and equipment less their estimated residual values over their useful lives mentioned in Schedule II to the Companies Act, 2013, using the written down value except for leasehold improvements and is recognised in the statement of profit and loss.

Freehold land is not depreciated.

The leasehold improvements are depreciated using straight line method over the primary period of the lease or useful life of the assets (generally 10 years), whichever is lower.

Depreciation on additions (disposals) is provided on a pro-rata basis i.e. from (upto) the date on which asset is ready for use (disposed of).

B. Capital work-in-progress

The cost of property, plant and equipment not ready for their intended use is recorded as capital work-in-progress before such date. Cost of construction that relate directly to specific property, plant and equipment and that are attributable to construction activity in general and can be allocated to specific property, plant and equipment are included in capital work-in-progress.

Expenses against the assets are not ready for their intended use and other capital work-in-progress are carried at cost, comprising direct cost, related incidental expenses.

C. Intangible assets

Intangible assets are stated at acquisition cost, net of accumulated amortisation and accumulated impairment losses, if any. The cost of such assets includes purchase price, licensee fee, import duties and other taxes and any directly attributable expenditure to bring the assets to their working condition for intended use.

Amortization method, estimated useful life and residual value

Intangible assets are amortized @ 40% p.a. on written down value of the assets.. The amortisation period, residual value and the amortisation method are reviewed at least at each balance sheet date. If the expected useful life of the asset is significantly different from previous estimates, the amortisation period is changed accordingly.



Paras Healthcare Private Limited

Notes to standalone financial statements for the year ended 31 March 2023

CIN No.: - U85110HR1987PTC035823

Gains or losses arising from the retirement or disposal of an intangible asset are determined as the difference between the net disposal proceeds and the carrying amount of the asset and recognised as income or expense in the statement of profit and loss.

D. Inventories

Inventories of medical drugs, stores and consumables are measured at the lower of cost and net realisable value. The cost of inventories includes expenditure incurred in acquiring the inventories and other costs in bringing them to their present condition and location. The cost of the items constituting the inventory is computed on FIFO basis.

Net realizable value is the estimated selling price in the ordinary course of business, less estimated selling expenses.

The comparison of cost and net realisable value is made on an item-by-item basis.

Provisions/write-downs for obsolescence, damaged and slow-moving inventory are made, wherever necessary and inventory is stated net of such provisions/write-downs.

E. Cash and cash equivalents

Cash and cash equivalents includes cash in hand, demand deposits with banks, other short-term highly liquid investments with original maturities of three months or less that are readily convertible to known amounts of cash and which are subject to an insignificant risk of changes in value.

F. Leases

For all existing and new contract on or after 01 April 2019, the Company considers whether a contract is, or contains a lease. A lease is defined as 'a contract, or part of a contract, that conveys the right to use an asset (the underlying asset) for a period of time in exchange for consideration'.

Classification of leases

The Company enters into leasing arrangements for various assets. The assessment of the lease is based on several factors, including, but not limited to, transfer of ownership of leased asset at end of lease term, lessee's option to extend/purchase etc.

Recognition and initial measurement

At lease commencement date, the Company recognises a right-of-use asset and a lease liability on the balance sheet. The right-of-use asset is measured at cost, which is made up of the initial measurement of the lease liability, any initial direct costs incurred by the Company, an estimate of any costs to dismantle and remove the asset at the end of the lease (if any), and any lease payments made in advance of the lease commencement date (net of any incentives received).

Subsequent measurement

The Company depreciates the right-of-use assets on a straight-line basis from the lease commencement date to the earlier of the end of the useful life of the right-of-use asset or the end of the lease term. The Company also assesses the right-of-use asset for impairment when such indicators exist.

At lease commencement date, the Company measures the lease liability at the present value of the lease payments unpaid at that date, discounted using the interest rate implicit in the lease if that rate is readily available or the Company's incremental borrowing rate. Lease payments included in the measurement of the lease liability are made up of fixed payments (including in substance fixed payments) and variable payments based on an index or rate. Subsequent to initial measurement, the liability will be reduced for payments made and increased for interest. It is



Paras Healthcare Private Limited

Notes to standalone financial statements for the year ended 31 March 2023

CIN No.: - U85110HR1987PTC035823

re-measured to reflect any reassessment or modification, or if there are changes in in-substance fixed payments. When the lease liability is re-measured, the corresponding adjustment is reflected in the right-of-use asset.

The Company has elected to account for short-term leases and leases of low-value assets using the practical expedients. Instead of recognising a right-of-use asset and lease liability, the payments in relation to these are recognised as an expense in Statement of Profit and Loss on a straight-line basis over the lease term.

G. Financial instruments

(i) Recognition and initial measurement

A financial instrument is any contract that gives rise to a financial asset of one entity and a financial liability or equity instrument of another entity. A financial asset or financial liability is initially measured at fair value plus, for an item not at fair value through profit and loss (FVTPL), transaction costs that are directly attributable to its acquisition or issue.

Trade receivables and debt securities are initially recognised when they are originated. All other financial assets and financial liabilities are initially recognised when the Company becomes a party to the contractual provisions of the instrument.

(ii) Classification and subsequent measurement

Financial assets

On Initial recognition, a financial asset is classified as measured at:

- Amortised cost
- FVOCI – debt investment;
- FVOCI – equity investment; or
- FVTPL

Financial assets are not reclassified subsequent to their initial recognition, except if and in the period the Company changes its business model for managing financial assets.

A financial asset is measured at the amortised cost if both of the following conditions are met and is not designated as at FVTPL:

- the financial asset is held within a business model whose objective is to hold assets for collecting contractual cash flows, and
- the contractual terms of the financial asset give rise on specified dates to cash flows that are solely payments of principal and interest (SPPI) on the principal amount outstanding.

On initial recognition of an equity investment that is not held for trading, the Company may irrevocably elect to present subsequent changes in the investment's fair value in OCI (designated as FVOCI – equity investment). This election is made on an investment-by-investment basis.

All financial assets not classified as measured at amortised cost or FVOCI as described above are measured at FVTPL. This includes all derivative financial assets. On initial recognition, the Company may irrevocably designate a financial asset that otherwise meets the requirements to be measured at amortised cost or at FVOCI as at FVTPL if doing so eliminates or significantly reduces an accounting mismatch that would otherwise arise.



Financial assets: Business model assessment

The Company makes an assessment of the objective of the business model in which a financial asset is held at a portfolio level because this best reflects the way the business is managed, and information is provided to management. The information considered includes:

- a) the stated policies and objectives for the portfolio and the operation of those policies in practice. These include whether management's strategy focuses on earning contractual interest income, maintaining a particular interest rate profile, matching the duration of the financial assets to the duration of any related liabilities or expected cash outflows or realising cash flows through the sale of the assets;
- b) how the performance of the portfolio is evaluated and reported to the Company's management;
- c) the risks that affect the performance of the business model (and the financial assets held within that business model) and how those risks are managed;
- d) how managers of the business are compensated – e.g. whether compensation is based on the fair value of the assets managed or the contractual cash flows collected; and
- e) the frequency, volume and timing of sales of financial assets in prior periods, the reasons for such sales and expectations about future sales activity.

Transfers of financial assets to third parties in transactions that do not qualify for derecognition are not considered sales for this purpose, consistent with the Company's continuing recognition of the assets.

Financial assets that are held for trading or are managed and whose performance is evaluated on a fair value basis are measured at FVTPL.

Financial assets: Assessment whether contractual cash flows are solely payments of principal and interest:

For the purposes of this assessment, 'principal' is defined as the fair value of the financial asset on initial recognition. 'Interest' is defined as consideration for the time value of money and for the credit risk associated with the principal amount outstanding during a particular period of time and for other basic lending risks and costs (e.g. liquidity risk and administrative costs), as well as a profit margin.

In assessing whether the contractual cash flows are solely payments of principal and interest, the Company considers the contractual terms of the instrument. This includes assessing whether the financial asset contains a contractual term that could change the timing or amount of contractual cash flows such that it would not meet this condition. In making this assessment, the Company considers:

- a) contingent events that would change the amount or timing of cash flows;
- b) terms that may adjust the contractual coupon rate, including variable interest rate features;
- c) prepayment and extension feature; and
- d) terms that limit the Company's claim to cash flows from specified assets (e.g. non-recourse features)

Financial assets: Subsequent measurement and gains and losses

Financial assets at FVTPL

These assets are subsequently measured at fair value. Net gains and losses, including any interest, are recognised in statement of profit and loss.



Paras Healthcare Private Limited

Notes to standalone financial statements for the year ended 31 March 2023

CIN No.: - U85110HR1987PTC035823

Financial assets at amortised cost

These assets are subsequently measured at amortised cost using the effective interest method. The amortised cost is reduced by impairment losses. Interest income, foreign exchange gains and losses and impairment are recognised in statement of profit and loss. Any gain or loss on derecognition is recognised in statement of profit and loss.

Debt investments at FVOCI

These assets are subsequently measured at fair value. Interest income under the effective interest method, foreign exchange gains and losses and impairment are recognised in statement of profit and loss. Other net gains and losses are recognised in OCI. On derecognition, gains and losses accumulated in OCI are reclassified to statement of profit and loss.

Equity investments at FVOCI

These assets are subsequently measured at fair value. Dividends are recognised as income in statement of profit and loss unless the dividend clearly represents a recovery of part of the cost of the investment. Other net gains and losses are recognised in OCI and are not reclassified to statement of profit and loss.

Financial liabilities: Classification, subsequent measurement and gains and losses

Financial liabilities are classified as measured at amortised cost or FVTPL. A financial liability is classified as at FVTPL if it is classified as held-for-trading, or it is a derivative or it is designated as such on initial recognition. Financial liabilities at FVTPL are measured at fair value and net gains and losses, including any interest expense, are recognised in statement of profit and loss. Other financial liabilities are subsequently measured at amortised cost using the effective interest method. Interest expense and foreign exchange gains and losses are recognised in statement of profit and loss. Any gain or loss on derecognition is also recognised in statement of profit and loss. Fees paid on the establishment of loan facilities are recognised as transaction costs of the loan to the extent that it is probable that some or all of the facility will be drawn down.

(iii) Derecognition

Financial asset

The Company derecognises a financial asset when the contractual rights to the cash flows from the financial asset expire, or it transfers the rights to receive the contractual cash flows in a transaction in which substantially all of the risks and rewards of ownership of the financial asset are transferred or in which the company neither transfers nor retains substantially all of the risks and rewards of ownership and does not retain control of the financial asset.

If the Company enters into transactions whereby it transfers assets recognised on its balance sheet but retains either all or substantially all of the risks and rewards of the transferred assets, the transferred assets are not derecognised.

Where the Company has neither transferred a financial asset nor retains substantially all risks and rewards of ownership of the financial asset, the financial asset is derecognised if the Company has not retained control of the financial asset. Where the Company retains control of the financial asset, the asset is continued to be recognised to the extent of continuing involvement in the financial asset.

Financial liability

The Company derecognises a financial liability when its contractual obligations are discharged or cancelled or expire. The Company also derecognises a financial liability when its terms are modified and the cash flows under the modified terms are substantially different. In this case, a new financial liability based on the modified terms is recognised at fair value. The difference between the carrying amount of the financial liability extinguished and the new financial liability with modified terms is recognised in statement of profit and loss.



(iv) Offsetting

Financial assets and financial liabilities are offset, and the net amount presented in the balance sheet when, and only when, the Company currently has a legally enforceable right to set off the amounts and it intends either to settle them on a net basis or to realise the asset and settle the liability simultaneously.

H. Financial instrument classified as financial liability

Financial instrument which requires the Company to deliver cash or another financial asset, or otherwise to settle it in such a way that it would be a financial liability, and where Company does not have an unconditional right to avoid such obligation, are classified as financial liability. Such classification is in substance of the contractual arrangement and as per the definitions of the financial liability. Such financial instruments are recognized as financial liability at the full amount, without taking into account the timing of the contingent event. This is as per the rules of contingent settlement provisions. The equity component for such financial instruments will be nil.

Initial recognition of such financial instrument as financial liability will be at fair value and subsequent changes in fair value is recognized in profit or loss (i.e. FVTPL).

I. Impairment

(i) Impairment of financial assets

The Company recognizes loss allowance using the expected credit loss (ECL) model for the financial assets which are not fair valued through profit or loss. Loss allowance for trade receivables with no significant financing component is measured at an amount equal to lifetime ECL. For all financial assets with contractual cash flows other than trade receivable, ECLs are measured at an amount equal to the 12-month ECL, unless there has been a significant increase in credit risk from initial recognition in which case those are measured at lifetime ECL. The amount of ECL (or reversal) that is required to adjust the loss allowance at the reporting date is recognised as an impairment gain or loss in the Statement of Profit and Loss.

Measurement of expected credit losses

Expected credit losses are a probability-weighted estimate of credit losses. Credit losses are measured as the present value of all cash shortfalls (i.e. the difference between the cash flows due to the Company in accordance with the contract and the cash flows that the Company expects to receive).

The Company follows 'simplified approach' for recognition of impairment loss allowance on trade receivable. Under the simplified approach, the Company does not track changes in credit risk for individual customers. Rather, it recognizes impairment loss allowance based on lifetime ECLs at each reporting date, right from initial recognition.

The Company uses a provision matrix to determine impairment loss allowance on the portfolio of trade receivables. The provision matrix is based on its historically observed default rates and delays in realisations over the expected life of the trade receivable and is adjusted for forward looking estimates. At every balance sheet date, the historical observed default rates are updated and changes in the forward-looking estimates are analysed.

Presentation of allowance for expected credit losses in the balance sheet

Loss allowances for financial assets measured at amortised cost are deducted from the gross carrying amount of the assets

(ii) Impairment of non- financial assets

The Company's non-financial assets, other than inventories and deferred tax assets are reviewed at each reporting date to determine whether there is any indication of impairment. If any such indication exists, the asset's recoverable amount is estimated.



For impairment testing, assets that do not generate independent cash inflows are grouped together into cash-generating units (CGUs). Each CGU represents the smallest group of assets that generates cash inflows that are largely independent of the cash inflows of other assets or CGUs.

The recoverable amount of a CGU (or an individual asset) is the higher of its value in use and its fair value less costs to sell. Value in use is based on the estimated future cash flows, discounted to their present value using a pre-tax discount rate that reflects current market assessments of the time value of money and the risks specific to the CGU (or the asset).

An impairment loss is recognised if the carrying amount of an asset or CGU exceeds its estimated recoverable amount. Impairment losses are recognised in the statement of profit and loss. An impairment loss is reversed if there has been a change in the estimates used to determine the recoverable amount. An impairment loss is reversed only to the extent that the asset's carrying amount does not exceed the carrying amount that would have been determined net of depreciation or amortisation, if no impairment loss had been recognised.

J. Provisions, contingent liabilities and contingent assets

A provision is recognised if, as a result of a past event, the Company has a present legal or constructive obligation that can be estimated reliably, and it is probable that an outflow of economic benefits will be required to settle the obligation. Provisions are determined by discounting the expected future cash flows (representing the best estimate of the expenditure required to settle the present obligation at the balance sheet date) at a pre-tax rate that reflects current market assessments of the time value of money and the risks specific to the liability. The unwinding of the discount is recognised as finance cost. Expected future operating losses are not provided for.

Contingent liabilities

A contingent liability is a possible obligation that arises from past events whose existence will be confirmed by the occurrence or non-occurrence of one or more uncertain future events beyond the control of the Company or a present obligation that is not recognised because it is not probable that an outflow of resources will be required to settle the obligation. A contingent liability also arises in extremely rare cases where there is a liability that cannot be recognised because it cannot be measured reliably. The Company does not recognize a contingent liability but discloses its existence in the standalone financial statements.

Contingent assets

Contingent assets are not recognised but disclosed in the standalone financial statements when an inflow of economic benefits is probable.

K. Revenue recognition

Revenue comprises the fair value of the consideration received or receivable for rendering of services in the ordinary course of the Company's activities. Revenue is recognised to the extent that it is probable that the economic benefits will flow to the Company and the revenue can be reliably measured. Revenue is presented net of returns, trade allowances, discounts, value added taxes, goods and service taxes (GST). Revenue is recognised as follows:

Revenue from sale of goods - pharmacy

Revenue from the sale of goods in the course of ordinary activities is measured at the fair value of the consideration received or receivable, net of returns, trade discounts. Revenue from sale of pharmacy is recognised when control of the pharmacy items is transferred to customers, being the products are delivered to customers. These products are generally sold with no right of return.

Revenue from sale of services – healthcare

Revenue from sale of services primarily comprises fees charged under contract for inpatient and outpatient hospital services and also includes sale of medical and non-medical items. Hospital services include charges for



Paras Healthcare Private Limited

Notes to standalone financial statements for the year ended 31 March 2023

CIN No.: - U85110HR1987PTC035823

accommodation, medical professional services, equipment, radiology, laboratory and pharmaceutical goods used in treatments given to Patients.

Revenue from providing services is recognised in the accounting period in which services are rendered. Where the contracts include multiple performance obligations, the transaction price will be allocated to each performance obligation based on the standalone selling prices.

Contract assets and liabilities

Contract assets are recognised when there is excess of revenue earned over billings on contracts. Contract assets are classified as unbilled receivables (only act of invoicing is pending) when there is unconditional right to receive cash, and only passage of time is required, as per contractual terms.

Unearned and deferred revenue ("contract liability") is recognised when there is billings in excess of revenues.

Other income

Rent income

Rental income from sub-leasing and leasing is recognised in statement of profit and loss on a straight-line basis over the term of the lease except where the rentals are structured to increase in line with expected general inflation. Lease incentives granted are recognised as an integral part of the total rental income, over the term of the lease.

Interest income

Interest income is recognised using the effective interest rate method. The effective interest rate is the rate that exactly discounts estimated future cash receipts through the expected life of the financial asset to the gross carrying amount of a financial asset. When calculating the effective interest rate, the Company estimates the expected cash flows by considering all the contractual terms of the financial instrument (for example, prepayment, extension, call and similar options) but does not consider the expected credit losses.

Sponsorship income

Sponsorship income is recognized when the underlying obligations are completed as per contractual terms.

L. Foreign currency transactions

Foreign currency transactions are translated into the functional currency using the exchange rates at the dates of the transactions or an average rate if the average rate approximates the actual rate at the date of the transaction.

Monetary assets and liabilities denominated in foreign currencies are translated into the functional currency at the exchange rate at the reporting date. Non-monetary assets and liabilities that are measured at fair value in a foreign currency are translated into the functional currency at the exchange rate when the fair value was determined. Non-monetary assets and liabilities that are measured based on historical cost in a foreign currency are translated at the exchange rate at the date of the transaction.

Foreign exchange gains and losses resulting from the settlement of such transactions are generally recognised in statement of profit and loss.

M. Employee benefits

The Company's obligation towards various employee benefits has been recognised as follows:



(i) Short term employee benefits

Short-term employee benefit obligations are measured on an undiscounted basis and are expensed as the related service is provided. A liability is recognised for the amount expected to be paid e.g., wages and salaries, short-term cash bonus, etc., if the Company has a present legal or constructive obligation to pay this amount as a result of past service provided by the employee, and the amount of obligation can be estimated reliably.

(ii) Long term employee benefits

Defined contribution plans

A defined contribution plan is a post-employment benefit plan under which an entity pays fixed contributions into a separate entity and will have no legal or constructive obligation to pay further amounts.

Provident fund, employee's state insurance scheme and labour welfare fund are defined contribution plans. These contributions are recognised as an expense in the Statement of Profit and Loss during the period in which the employee renders the related services.

Defined benefit plans

A defined benefit plan is a post-employment benefit plan other than a defined contribution plan.

The Company has defined benefit plan, Gratuity.

The Company's net obligation in respect of defined benefit plans is calculated by estimating the amount of future benefit that employees have earned in the current and prior periods, discounting that amount and deducting the fair value of any plan assets, if any.

The calculation of defined benefit obligation is performed annually by a qualified actuary using the projected unit credit method.

Remeasurements of the net defined benefit liability, which comprise actuarial gains and losses, are recognised in other comprehensive income (OCI). The Company determines the net interest expense/(income) on the net defined benefit liability for the period by applying the discount rate used to measure the defined benefit obligation at the beginning of the annual period to the net defined benefit liability, taking into account any changes in the net defined benefit liability during the period as a result of contributions and benefit payments. Net interest expense and other expenses related to defined benefit plans are recognised in statement of profit and loss.

The discount rates used for determining the present value of the obligation under defined benefit plan, are based on the market yields on government securities as at the balance sheet date.

When the benefits of a plan are changed or when a plan is curtailed, the resulting change in benefit that relates to past service ('past service cost' or 'past service gain') or the gain or loss on curtailment is recognised immediately in statement of profit and loss. The Company recognises gains and losses on the settlement of a defined benefit plan when the settlement occurs.

(iii) Other long term employee benefits – compensated absences

The employees can carry-forward a portion of the unutilized accrued compensated absences and utilize it in future service periods or receive cash compensation on termination of employment. Since the compensated absences do not fall due wholly within twelve months after the end of the period in which the employees render the related service and are also not expected to be utilized wholly within twelve months after the end of such period, the benefit is classified as a long-term employee benefit. The Company records an obligation for such compensated absences in the period in which the employee renders the services that increase this entitlement. The obligation is measured on the basis of independent actuarial valuation using the Projected Unit Credit Method. Re-measurements as a result of experience adjustments and changes in actuarial assumptions are recognised in the statement of profit and loss.



N. Income tax

Income tax comprises current and deferred tax. It is recognised in statement of profit and loss except to the extent that it relates to an item recognised directly in equity or in other comprehensive income.

(i) Current tax

Current tax comprises the expected tax payable or receivable on the taxable income or loss for the year and any adjustment to the tax payable or receivable in respect of previous years. The amount of current tax reflects the best estimate of the tax amount expected to be paid or received after considering the uncertainty, if any, related to income taxes.

Current tax assets and current tax liabilities are offset only if there is a legally enforceable right to set off the recognised amounts, and it is intended to realise the asset and settle the liability on a net basis or simultaneously.

(ii) Deferred tax

Deferred tax is recognised in respect of temporary differences between the carrying amounts of assets and liabilities for financial reporting purposes and the corresponding amounts used for taxation purposes. Deferred tax assets are recognised to the extent that it is probable that future taxable profits will be available against which they can be used.

Deferred tax is measured at the tax rates that are expected to apply to the period when the asset is realised or the liability is settled, based on the laws that have been enacted or substantively enacted by the reporting date.

The measurement of deferred tax reflects the tax consequences that would follow from the manner in which the Company expects, at the reporting date, to recover or settle the carrying amount of its assets and liabilities.

Deferred tax assets and liabilities are offset if there is a legally enforceable right to offset current tax liabilities and assets, and they relate to income taxes levied by the same tax authority on the same taxable entity, or on different tax entities, but they intend to settle current tax liabilities and assets on a net basis or their tax assets and liabilities will be realised simultaneously.

O. Recognition of interest income or expense


Interest income or expense is recognised using the effective interest method. The 'effective interest rate' is the rate that exactly discounts estimated future cash payment or receipts through the expected life of the financial instrument to:

- the gross carrying amount of the financial asset; or
- the amortised cost of the financial liability.

In calculating interest income and expense, the effective interest rate is applied to the gross carrying amount of the asset (when the asset is not credit-impaired) or to the amortised cost of the liability. However, for financial assets that have become credit-impaired subsequent to initial recognition, interest income is calculated by applying the effective interest rate to the amortised cost of the financial asset. If the asset is no longer credit-impaired, then the calculation of interest income reverts to the gross basis.

P. Government grant

Grants and subsidies from the government are recognised when there is reasonable assurance that (i) the Company has complied with the conditions attached to them, and (ii) the grant/ subsidy will be received. The grant or subsidy received under Export Promotion Capital Goods (EPCG) Scheme to compensate the import cost of assets is reduced from the cost of the assets.



Paras Healthcare Private Limited

Notes to standalone financial statements for the year ended 31 March 2023

CIN No.: - U85110HR1987PTC035823

Q. Segment reporting

Operating segments are reported in a manner consistent with the internal reporting provided to the chief operating decision maker. The Company's Managing Director assesses the financial performance and position of the Company, and makes strategic decision and has been identified as the chief operating decision maker. The Company is engaged in the business of providing healthcare services, which has been defined as one business segment. Accordingly, the Company's activities/business is reviewed regularly by the Company's Managing Director from an overall business perspective, rather than reviewing its services as individual standalone components.

Based on the dominant source and nature of risks and returns of the Company, management has identified its business segment as its primary reporting format.

R. Investments in subsidiaries

Investments representing equity interest in subsidiaries carried at acquisition cost less any provision for impairment.

Investments are reviewed for impairment if events or changes in circumstances indicate that the carrying amount may not be recoverable.

S. Earnings per share

Basic earnings per share is calculated by dividing the net profit or loss for the year attributable to equity shareholders by the weighted average number of equity shares outstanding during the year.

For the purpose of calculating diluted earnings per equity share, the net profit or loss for the period attributable to equity shareholders and the weighted average number of shares outstanding during the period are adjusted for the effects of all dilutive potential equity shares.

T. Measurement of EBITDA

The Company has elected to present earnings before fair value changes, finance costs, depreciation and amortization, exceptional item and taxes as a separate line item on the face of the Standalone statement of Profit and Loss.

In the measurement, the Company includes interest income but does not include fair value changes on financial instruments, finance costs, depreciation and amortization, exceptional item and taxes.

U. Amendment to Accounting Standards (Ind AS) issued but not yet effective

Ministry of Corporate Affairs ("MCA") notifies new standard or amendments to the existing standards under Companies (Indian Accounting Standards) Rules as issued from time to time. MCA, vide its circular dated 31 March 2023 has issued Companies (Indian Accounting Standards) Amendment Rules, 2023 to further amend the Companies (Indian Accounting Standards) Rules, 2015 as below:

Ind AS 1 Presentation of Financial Statement

Requirement to disclose 'material accounting policies' instead of 'significant accounting policies' and related guidance included to determine whether the policy is material or not.

Ind AS 8 Accounting Policies, Change in Accounting Estimates and Errors

Definition of 'accounting estimates' now included in the standard enabling distinction between change in accounting estimates from change in accounting policies.



Paras Healthcare Private Limited

Notes to standalone financial statements for the year ended 31 March 2023

CIN No.: - U85110HR1987PTC035823

Ind AS 12 Income Taxes

Transactions that does not give rise to equal taxable and deductible temporary differences at the time of initial transaction have now been included in the exemptions for recognition of deferred tax liability and deferred tax assets in case of taxable temporary differences.

The Company is currently evaluating the impact of amendments to the aforementioned accounting standards on its financial statements.



Paras Healthcare Private Limited

CIN :- U65110HR1987PTC035823

Notes to the Standalone Financial Statements for the year ended 31 March 2023

(All amounts are in INR millions, unless otherwise stated)

4 Property, plant and equipment

Particulars	Freshhold land	Leasehold improvements	Buildings	Plant and equipments	Medical equipments	Office equipments	Computer and servers	Furniture and fittings	Vehicles	Total
Gross carrying value										
Balance as at 31 March 2021	16.89	677.89	483.30	310.35	1417.14	12.93	42.43	76.26	8.22	3045.40
Additions during the year	-	8.58	290.13	10.49	226.81	4.79	8.92	8.58	37.31	595.61
Disposals during the year	-	-	-	(2.49)	(8.05)	-	-	(1.28)	-	(11.82)
Balance at 31 March 2022	16.89	686.47	773.43	318.35	1635.90	17.72	51.35	83.56	45.53	3629.19
Additions during the year	200.87	47.54	-	19.40	165.20	9.64	23.53	79.94	-	546.12
Disposals during the year	-	-	-	-	(10.42)	-	-	-	(8.93)	(19.35)
Balance as at 31 March 2023	217.76	734.01	773.43	337.75	1790.68	27.36	74.88	163.50	36.60	4155.96
Accumulated depreciation										
Balance as at 31 March 2021	-	274.30	68.35	143.04	475.22	8.58	30.75	38.75	4.07	1043.05
Additions during the year	-	75.80	27.74	35.06	222.83	2.66	8.78	10.66	9.88	393.41
Disposals during the year	-	-	-	(0.01)	(4.37)	-	-	(1.28)	-	(5.66)
Balance at 31 March 2022	-	350.10	96.09	178.09	693.68	11.24	39.53	48.13	13.95	1430.80
Additions during the year	-	76.12	44.80	29.83	209.61	4.52	10.15	14.15	9.67	398.85
Disposals during the year	-	-	-	-	(6.99)	-	-	-	(8.19)	(15.18)
Balance at 31 March 2023	-	426.22	140.89	207.92	896.30	15.76	49.68	62.28	15.43	1814.47
Net carrying value										
As at 31 March 2023	217.76	307.79	632.54	129.83	894.38	11.60	25.20	101.22	21.17	2341.49
As at 31 March 2022	16.89	336.37	677.34	140.26	942.22	6.48	11.82	35.43	31.58	2198.39

Notes:

- Title deeds of all the immovable properties (other than properties where the Company is the lessee and the lease agreements are duly executed in favour of the lessee) held by the Company are in the name of the Company.
- Refer note 19 for information on property, plant and equipment pledged as security by the Company for securing financing facilities from banks.
- Refer note 45 for exceptional items.
- The Company has not revalued its property, plant and equipment during the year.
- Refer note 34 for information on capital commitments.

(This space has been intentionally left blank)



5. Right-of-use assets and lease liabilities

Information about leases for which the Company is a lessee is presented below:

Particulars	Buildings	Medical equipments	Right - of - use assets (Total)
Balance as at 01 April 2021	1,480.35	5.12	1,485.47
Additions during the year	556.71	-	556.71
Depreciation charge for the year	(79.62)	(1.80)	(81.42)
Balance as at 31 March 2022	1,957.44	3.32	1,960.76
Modification during the year	889.36	-	889.36
Depreciation charge for the year	(109.15)	(1.24)	(110.39)
Balance as at 31 March 2023	2,737.65	2.08	2,739.73

The following is the movement in lease liabilities during the year ended 31 March 2022 & 31 March 2023.

Particulars	Lease liabilities
Balance as at 31 March 2021	1,185.75
Additions during the year	531.74
Interest expenses [†]	132.39
Payment of lease liability	(96.62)
Balance as at 31 March 2022	1,753.27
Modification during the year	889.36
Interest expenses [†]	255.27
Payment of lease liability	(162.83)
Balance as at 31 March 2023	2,735.07

[†] Includes amount of INR 58.40 million (31 March 2022: 26.00 million) capitalised in capital work in progress.

Current

As at 31 March 2023	157.58
As at 31 March 2022	92.69

Non - current

As at 31 March 2023	2,577.49
As at 31 March 2022	1,660.58

As at 31 March 2023, the Company is not exposed to future cashflows relating to extension / termination options, residual value guarantees.

A. The following are the amounts recognised in Statement of Profit and Loss:

Particulars	For the year ended 31 March 2023	For the year ended 31 March 2022
Depreciation expense of right-of-use assets	110.39	81.42
Interest expense on lease liabilities	196.87	106.39
Rent expenses	184.35	222.31
Total	491.61	410.12

B. The table below describes the nature of Company's leasing activities by type of right-of-use asset recognised on the balance sheet:

As at 31 March 2023

Right of use assets	No. of right-of- use assets leased	Range of remaining term (in years)	Average remaining lease term (in years)	No. of leases with extension options	No. of leases with termination options
Buildings					
Hospitals	5	0.63-25.64	16.36	5	5
Residential premises (Nurse Hostels)	2	2.17- 21.02	11.59	2	2
Medical Equipments	2	1.50 - 2.17	1.84	2	2

As at 31 March 2022

Right of use assets	No. of right-of- use assets leased	Range of remaining term (in years)	Average remaining lease term (in years)	No. of leases with extension options	No. of leases with termination options
Buildings					
Hospitals	5	17.51 - 29.38	22.91	5	5
Residential premises (Nurse Hostels)	2	3.17- 22.02	12.59	2	2
Medical equipments	4	0.25 - 3.25	1.67	4	4

The Company determines the leases term as either the non-cancellable period of the lease and any additional periods when there is an enforceable option to extend the lease and it is reasonably certain that the Company will extend the term, or a lease period in which it is reasonably certain that the Company will not exercise a right to terminate. The lease term is reassessed if there is a significant change in circumstances.



C. The table below provides details regarding the contractual maturities of lease liabilities as at 31 March 2023 on an undiscounted basis:

Particulars	As at	As at
	31 March 2023	31 March 2022
Less than one year	165.53	96.83
After one year but not longer than five years	741.30	611.33
More than five years	5,064.85	4,523.47
Total	5,971.68	5,231.63

D. Summary of significant leases:

a) **Paras HMRI Hospital, Patna**

The Company had entered into an Operations and Management Agreement dated 1 August 2011 with Hsi Medicare and Research Institute Private Limited, Patna (HMRI) under the terms of which the Company had expanded and upgraded HMRI's existing 100-bed single-specialty hospital to a 300-bed super-specialty hospital and then Operating and Managing this upgraded facility for a period of 32 years upon payment of a fixed monthly consideration to HMRI till December 2016 and a fixed percentage of net revenue from January 2017 (computed as per the terms of the agreement). The Company had receivable from HMRI INR 500.00 million. Receivable is guaranteed by the personal, irrevocable and unqualified guarantee of Dr. Ahmed Abdul Hai vide deed of guarantee executed on 10 August 2011 in the Company's favour. Performance of this guarantee had also been secured by Dr. Ahmed Abdul Hai by creating a charge on the land admeasuring 2.61 acres situated at Raza Bazar, Bailey Road, Patna of which he is the legal owner. The Company and HMRI formally agreed in a meeting held on 25 July 2014, that repayment would commence in the form of monthly instalments from January 2017 and would be repaid by HMRI to the Company over a period of 10 years from that date. The party violating the terms of the agreement thereby causing the agreement to be terminated shall pay the other party INR 500.00 million as compensation. Repayment of INR 25.00 million had been received till date. On 22 December 2017, the Company and HMRI executed an addendum to the Management Agreement dated 1 August 2011, whereby HMRI agreed to reduce its revenue share percentage from 5% of net revenue to 2.75% of net revenue for a period of 6 years commencing 1 July 2017 until 30 June 2023.

b) **Paras Global Hospital, Darbhanga**

The Company had entered into an Operations and Management Agreement on 1 December 2011 with a third party at Darbhanga location, under the terms of which the third party had built a multi-specialty hospital on a plot owned by it which would then be operated and managed by the Company for two continuous periods of 15 years each, upon payment of a monthly consideration which is fixed rental for the first year and then a fixed percentage of net revenue of this hospital from the second year onwards. Third party had provided the bare shell of the building and the Company had installed necessary equipment, furniture and machinery that was necessary.

c) **Paras Hospitals, Panchkula**

The Company had entered into a lease deed on 8 October 2016 with a third party at Panchkula location, under the terms of which lessors had constructed a 220-bed hospital building for the Company which had been then be leased to the Company. Duration of this arrangement is 30 years. The monthly rent is a fixed monthly rental or fixed percentage of the net revenue of this unit of the Company, whichever is higher. Lessor had provided the bare shell of the building along with basic facilities like lifts, electrical fittings, STP, etc. and the Company had installed necessary equipment, furniture and machinery that is necessary.

d) **Paras Hospital, Udaipur**

The Company had entered into a lease deed on 31 July 2019 with a third party at Udaipur location, under the terms of which the third party would lease out existing hospital building, along with some machinery, fittings and equipment to the Company for a period of 20 years. Basis the agreement, the Company will make payment of a fixed monthly consideration with escalation clause after a specified period. During the current year, the Company has acquired 100% stake in Plus Medicare Hospitals Private Limited. Pursuant to the said acquisition, Plus Medicare Hospitals Private Limited is the wholly owned subsidiary of Paras Healthcare Private Limited w.e.f 01 October 2022

e) **Yash Kohari Hospital, Kanpur**

The Company had entered into a lease deed on 30 July 2021, with third party at Kanpur location under the terms of which the lessor has constructed a bare shell structure and the Company would operate, manage and run a super speciality hospital post carrying out necessary structural changes. The lessor has handed over the charge of hospital on 07 October 2021. Basis the agreement, the Company is required to make payment of a fixed monthly consideration from the rent commencement date with escalation clause after a specified period.

(This space has been intentionally left blank)



6. Capital work-in-progress

Particulars	As at	
	31 March 2023	31 March 2022
Balance as the beginning of the year	136.59	23.43
Add: Additions during the year	532.51	117.91
Less: amount capitalized during the year	(3.79)	(4.75)
Total	665.31	136.59

Notes

(a) Capital work-in-progress ageing schedule as at 31 March 2023 and 31 March 2022

Particulars	Amount in capital work-in-progress for a period of				Total
	Less than 1 year	1-2 years	2-3 years	More than 3 years	
31 March 2023	537.17	112.72	8.11	7.31	665.31
31 March 2022	112.72	16.55	7.32	-	136.59

(b) Capital work-in-progress includes property, plant and equipment under construction, installation and cost of asset not ready for use as at year end.

(c) There are no such project under capital-work-in-progress, whose completion is overdue or has exceeded its cost compared to its original plan as of 31 March 2023 and 31 March 2022.

(d) The costs that are directly attributable to the acquisition or construction of property, plant and equipment has been capitalized during the year, refer note 48.

7. Intangible assets

Particulars	As at	
	31 March 2023	31 March 2022
Softwares		
A. Gross carrying amount		
Balance at the beginning of the year	27.27	25.00
Additions during the year	6.58	2.27
Disposals during the year	-	-
Balance as at end of the year	33.85	27.27
B. Accumulated amortisation		
Balance at the beginning of the year	18.55	13.91
Additions during the year	4.58	4.64
Disposals during the year	-	-
Balance as at end of the year	23.13	18.55
Net carrying value	10.72	8.72

(This space has been intentionally left blank)



8. Investments

Particulars	As at	
	31 March 2023	31 March 2022
Non-current		
Investment in wholly owned subsidiary (fully paid up) (at cost)		
Unquoted		
10,000 equity shares of INR 10/- each (31 March 2022: 10,000 equity shares of INR 10/- each) of Paras Healthcare (Ranohi) Private Limited	0.10	0.10
4,00,00,000 (previous year Nil) equity shares of INR 10/- each of Plus Medicare Hospitals Private Limited.	734.20	-
Total	734.30	0.10
Aggregate amount of unquoted investments	734.30	0.10
Aggregate amount of impairment in value of investments	-	-

9. Loans

Particulars	As at	
	31 March 2023	31 March 2022
Considered good - unsecured		
Loan to wholly owned subsidiary (refer note 36)	1,149.75	644.20
Total	1,149.75	644.20

Notes:

1. Dues from related parties are as under:-

Name of Related party	Percentage of total loans	Rate of Interest per annum	Repayment terms	As at	
				31 Mar 2023	31 March 2022
Paras Healthcare (Ranohi) Private Limited	75.38%	9.65%	Repayable in five equal annual installments after initial moratorium period of six years starting from 2019-20.	866.71	644.20
Plus Medicare Hospitals Private Limited	24.62%	9.65%	Repayable in five equal annual installments after initial moratorium period of six years starting from 2022-23.	283.04	-
				1,149.75	644.20

Notes:

a) Refer note 45 for disclosure related to Section 186(4) of Companies Act, 2013

10. Other financial assets

Particulars	Non Current		Current	
	As at	As at	As at	As at
	31 March 2023	31 March 2022	31 March 2023	31 March 2022
Secured, considered good				
Receivable from HMRI	261.49	270.92	37.80	-
Unsecured, considered good				
Security deposits	162.40	133.23	0.11	0.08
Balances with banks				
- in deposits with maturity of more than (2 months) *	0.96	14.51	-	-
Contract assets (refer note 42)	-	-	71.26	59.82
Accrued interest on fixed deposits	-	-	63.54	63.18
Other receivables	-	-	7.29	61.39
Total	424.85	418.66	180.00	184.47

* Refer note 5(D)(a) for details of security related to HMRI.

*Includes deposit of INR 0.96 millions (31 March 2022: INR 14.51 millions) pledged with banks.

11. Tax assets

Particulars	Non Current		Current	
	As at	As at	As at	As at
	31 March 2023	31 March 2022	31 March 2023	31 March 2022
Income-tax receivable	159.92	194.94	273.02	128.63
Total	159.92	194.94	273.02	128.63

(This space has been intentionally left blank)



12. Other assets

Particulars	Non Current		Current	
	As at	As at	As at	As at
	31 March 2023	31 March 2022	31 March 2023	31 March 2022
Capital advances	132.18	369.78	-	-
Prepaid expenses	-	-	8.47	15.53
Balance with government authorities	-	-	0.14	0.14
Advance to employees	-	-	5.94	5.36
Advances to suppliers	-	-	23.90	21.62
Total	132.18	369.78	38.45	42.65

13. Inventories

Particulars	As at	As at
	31 March 2023	31 March 2022
Valued at lower of cost and net realisable value		
Medical drugs	114.34	62.69
Stores and consumables	44.95	57.16
Total	159.29	119.85

14. Trade receivables

Particulars	As at	As at
	31 March 2023	31 March 2022
Considered good, unsecured	1,276.25	843.07
Which have significant increase in credit risk	177.58	142.58
	1,453.83	985.65
Less: loss allowance (refer note 39)	(177.58)	(142.58)
Net trade receivables	1,276.25	843.07

The Company's exposure to credit risks and loss allowance related to trade receivables is disclosed in note 39.

Trade receivables ageing schedule as at 31 March 2023:

Particulars	Outstanding for following periods from date of invoice					Total
	Less than 6 months	6 months to 1 years	1-2 years	2-3 years	More than 3 years	
Undisputed trade receivables						
Considered good	787.83	313.01	156.50	18.91	-	1276.25
Which have significant increase in credit risk	-	31.62	74.06	23.31	48.59	177.58
Total trade receivables	787.83	344.63	230.56	42.22	48.59	1453.83
Less: loss allowance						(177.58)
Total	787.83	344.63	230.56	42.22	48.59	1276.25

Trade receivables ageing schedule as at 31 March 2022

Particulars	Outstanding for following periods from date of invoice					Total
	Less than 6 months	6 months to 1 years	1-2 years	2-3 years	More than 3 years	
Undisputed trade receivables						
Considered good	752.51	90.56	-	-	-	843.07
Which have significant increase in credit risk	-	16.48	69.05	24.08	32.97	142.58
Total trade receivables	752.51	107.04	69.05	24.08	32.97	985.65
Less: loss allowance						(142.58)
Total	752.51	107.04	69.05	24.08	32.97	843.07

Notes:

- There are no debts due by directors or other officers of the Company or any of them either severally or jointly with any other person or debts due by firms or private companies respectively in which any director is a partner or a director or a member.
- There are no disputed or unbilled trade receivables, hence the same is not disclosed in the ageing of the schedule.

15. Cash and cash equivalents

Particulars	As at	As at
	31 March 2023	31 March 2022
Cash on hand	6.81	4.78
Balances with banks		
- in current accounts	206.77	24.34
- with original maturity of 3 months or less [^]	1.30	42.10
Total	214.88	71.22

[^]This includes deposit of INR 1.30 millions (31 March 2022: INR 1.26 millions) lien with government authorities/departments.

16. Bank balances other than cash and cash equivalents

Particulars	As at	As at
	31 March 2023	31 March 2022
Deposits with original maturity more than three months but remaining maturity of less than twelve months	1,385.56	1,873.86
Total	1,385.56	1,873.86

This includes deposit of INR 36.53 millions (31 March 2022: INR 43.49 millions) pledged with banks and INR 1,348.27 millions (31 March 2022: INR 1,768.72 millions) as lien against term loan and overdraft.



17. Equity share capital

Particulars	As at 31 March 2023	As at 31 March 2022
a) Authorized share capital 5,000,000 (31 March 2022: 5,000,000) equity shares of INR 10/- each	50.00	50.00
b) Issued, subscribed and fully paid-up shares 4,880,533 (31 March 2022: 4,880,533) equity shares of INR 10/- each fully paid-up Less: Reclassification to financial liability (refer note 20)	48.81 (12.05)	48.81 (12.05)
Total issued, subscribed and fully paid-up share capital	36.76	36.76

c) Reconciliation of the shares outstanding at the beginning and at the end of reporting periods:

Particulars	As at 31 March 2023		As at 31 March 2022	
	Number of shares	Amount	Number of shares	Amount
Equity shares				
At the beginning of the year	48,80,533	48.81	48,80,533	48.81
Less: Reclassification to financial liability (refer note 20)	(12,04,569)	(12.05)	(12,04,569)	(12.05)
At the end of the year	36,75,964	36.76	36,75,964	36.76

d) The rights, preferences and restrictions to each class of shares including restrictions on the distribution of dividends and repayment of capital (for all shareholders).

The Company has only one class of equity shares having par value of INR 10/- per share. Each holder of equity shares is entitled to one vote per share with a right to receive per share dividend declared by the Company. In the event of liquidation of the Company, the holders of equity shares are entitled to receive remaining assets of the Company (after distribution of all preferential amounts) in proportion to the number of equity shares held by the shareholders.

e) Details of shares held by shareholders holding more than 5% of the aggregate shares in the Company:

Particulars	As at 31 March 2023		As at 31 March 2022	
	Number of shares	% of holding	Number of shares	% of holding
Equity shares of INR 10/- each fully paid held by Dr. Dharminder Kumar Nagar (with nominee shareholders)	36,75,962	100%	36,75,962	100%

Also, refer note 20 for financial instrument classified as financial liability.

f) Details of shares held by promoters of the Company:

Particulars	As at 31 March 2023		As at 31 March 2022		% change in shareholding during the year
	Number of shares	% of holding	Number of shares	% of holding	
Equity shares of INR 10/- each fully paid held by Dr. Dharminder Kumar Nagar	36,75,962	100%	36,75,962	100%	-

Particulars	As at 31 March 2023		As at 31 March 2021		% change in shareholding during the year
	Number of shares	% of holding	Number of shares	% of holding	
Equity shares of INR 10/- each fully paid held by Dr. Dharminder Kumar Nagar	36,75,962	100%	36,75,962	100%	-

Notes:

a) The above information is furnished as per shareholder register of the Company as at the year ended 31 March 2023 and 31 March 2022

b) No changes in promoter's shareholdings during the respective years.

c) 'Promoters' for the purpose of this disclosure means promoters as defined under Section 2(69) of Companies Act, 2013.

g) Aggregate number of shares issued for consideration other than cash during the period of five years immediately preceding the reporting date

The Company has not issued any shares pursuant to a contract without payment being received in cash, allotted as fully paid up by way of bonus shares nor has there been any buy-back of shares in the current year and immediately preceding five years.

(This space has been intentionally left blank)



19. Other equity

Particulars	As at	As at
	31 March 2023	31 March 2022
a. Securities premium (note a)		
Balance at the beginning of the year	62.71	62.71
Balance at the end of the year	62.71	62.71
b. Retained earnings (note b)		
Balance at the beginning of the year	1,180.60	1,125.08
Profit during the year	6.24	35.52
Balance at the end of the year	1,186.84	1,180.60
c. Other comprehensive income (note c)		
Balance at the beginning of the year	2.05	3.88
Movement during the year	(2.06)	(1.83)
Balance at the end of the year	(0.01)	2.05
Total other equity (a+b+c)	1,249.54	1,245.36

Nature and purpose of reserves

a) Securities premium

Security premium is created when the Company issues shares at the premium. The aggregate amount of premium received on the shares is transferred to a separate account called "security premium". The same will be utilised in accordance with the provisions of the Companies Act, 2013 and related provisions.

b) Retained earnings

Retained earnings are accumulated profits earned by the Company till date, as adjusted for distribution to owners.

c) Other comprehensive income

Other comprehensive income comprise re-measurements of defined benefit liability.

(This space has been intentionally left blank)



19. Non-current borrowings

Particulars	As at 31 March 2023	As at 31 March 2022
Secured, at amortised cost		
Term loans from banks	1,993.25	1,438.82
Less: current maturities of non-current borrowings	(309.54)	(224.95)
Total non-current borrowings	1,683.71	1,213.86

Terms of repayment and security details:

Nature of security	Terms of repayment
a) Term Loan from Bank A:	
INR 1,200.30 million (31 March 2022 : INR 1036.21 million) are secured primarily by:	
A. First pari passu charge on plant & machinery, medical equipments and vehicles purchased through sanctioned facility.	Repayment ranging from 13 to 64 installments aggregating to INR 1218.11 million
B. First Pari-passu charge on current assets and operating cash flows of the company	
Collateral by: First Pari Passu charge by way of Equitable mortgage of the Company's property at Block C-1, Sushant Lok-1, Sector 43, Gurgaon-122002; Exclusive charge over property situated at Udaipur, First Pari Passu charge on leasehold rights of Kanpur unit.	Rate of interest range from 7.15% p.a to 8.50% p.a (31 March 2022-7.15% p.a to 9.15% p.a)
b) Term Loan from Bank B:	
INR 538.35 million (31 March 2022 : nil) are secured primarily by:	
a. First Pari Passu charge by way of Equitable mortgage over Land & Building of Gurgaon unit	Repayment ranging from 13 to 36 installments aggregating to INR 538.35 million, Rate of interest at 5.75% to 9.0% p.a (31 March 2022 - nil)
b. First Pari Passu charge by way of hypothecation of all movable fixed assets, present & future, Except exclusively charged to existing lenders	
c. First pari-passu charge by way of hypothecation over all current assets, present & future	
d. First pari-passu charge by way of hypothecation on all the movable fixed assets, present & future for Kanpur Hospital.	
c) Term Loan from Bank C:	
INR 254.60 million (31 March 2022 : INR 200.00 million) are secured primarily by:	
a. Exclusive charge on commercial property owned by the Company located at First floor, Paras Twin Tower - B, Golf Course Road, Sec-54, Gurgaon, Haryana 122022.	Repayable in 12 installments aggregating to INR 254.60 million, Rate of interest at 8.37 % p.a. (31 March 2022 - 7.41%)
b. Subservient charge on movable property, plant and equipments and current assets.	
d) Term Loan from Bank D:	
Nil as on 31 March 2023 (31 March 2022 : INR 202.60 million) are secured primarily by:	
Exclusive charge on movable property, plant and equipment of Udaipur location.	
Collateral by:	Repayment ranging from 13 to 32 installments aggregating to INR 202.60 million, The loan has been foreclosed during the year.
a. Exclusive charge on movable property, plant and equipment of Udaipur.	
b. Second Pari-passu charge on current assets of the Company	Rate of interest nil (31 March 2022 - 8.95 % p.a.)

Utilisation of borrowings

- (a) During the year, the Company has used the borrowings from banks for the specific purpose for which it was taken at the balance sheet date.
- (b) The quarterly returns/statements of current assets filed by the Company with banks or financial institutions in relation to secured borrowings wherever applicable, are in agreement with the books of accounts.
- (c) Total undrawn facility as at 31 March 2023 amounts to INR 1,049.30 million (31 March 2022 : INR 1,200.00 million)

(This space has been intentionally left blank)



19A Current borrowings

Particulars	As at	As at
	31 March 2023	31 March 2022
Secured, at amortised cost		
Cash credit	1,067.81	520.68
Current maturities of non-current borrowings	309.54	224.95
Total	1,377.35	745.63

Terms of repayment and security details:

Nature of Security	Terms of Repayment
a) Cash Credit from Bank A:	
i) INR 1,045.85 million (31 March 2022 : INR 520.68 million) are secured primarily by:	
A. first pari passu charge on plant & machinery, medical equipments and vehicles purchased through sanctioned facility.	
B. first Pari-passu charge on current assets and operating cash flows of the company	Rate of interest range from 4.35 % p.a to 5.65 % p.a
Collateral by:	(31 March 2022- 4.35 % p.a to 5.85 % p.a)
First Pari Passu charge by way of Equitable mortgage of the Company's property at Block C-1, Sushant Lok-1, Sector 43, Gurgaon-122002; Exclusive charge over property situated at Udaipur.	
First Pari Passu charge on leasehold rights of Kanpur unit.	
b) Overdraft from Bank B:	
INR 21.96 million (31 March 2022 : INR Nil) are secured primarily by:	
a. First Pari Passu charge by way of equitable mortgage over land & building of Gurgaon unit	
b. First Pari Passu charge by way of hypothecation of all movable fixed assets, present & future, Except exclusively charged to existing lenders	Rate of interest at 8.25% p.a (31 March 2022- Nil)
c. First pari-passu charge by way of hypothecation over all current assets, present & future	
d. First pari-passu charge by way of hypothecation on all the movable fixed assets, present & future for Kanpur Hospital.	

(This space has been intentionally left blank)



20. Other financial liabilities

Particulars	Non-Current		Current	
	As at	As at	As at	As at
	31 March 2023	31 March 2022	31 March 2023	31 March 2022
Financial instrument classified as financial liability (refer note c below)	-	2,849.45	3,374.93	-
Security deposits	1.74	1.74	0.28	0.28
Interest accrued but not due on borrowings	-	-	4.00	4.20
Payable for purchase of property, plant and equipment	-	-	103.89	10.17
Employees payable	-	-	55.39	38.89
Total	1.74	2,851.19	3,538.49	63.54

Notes:

- (a) Refer note 38 for detailed disclosure on fair value of financial liabilities.
 (b) The Company's exposure to liquidity risks related to above financial liabilities are disclosed in note 39.
 (c) Financial instrument classified as financial liability
 Series A CCPS issued to investor were converted into equity shares during the year ended 31 March 2018 as per the terms and conditions mentioned in Investment and Share Purchase Agreement (ISPA)
 i) As per the ISPA, the investor have following rights / options:
 A. For first 60 months of issuance of allotment letter of the subscribed securities:
 The investor shall be given an exit at threshold exit price from the arrangement, either by a QIPO ("Qualified Initial Public Offerings") or financial investor sale. Threshold exit price means such price per security the investor being entitled to receive higher of (i) 2.5 times the investment amount or (ii) an IRR of 25%.
 B. After 60 months and (ii) 19 years from the issuance of allotment letter of the subscribed securities:
 Right to require the Company to provide an exit by way of a buyback of up to all the investor securities at the fair market value ("Buy Back Option") till such time as the Investor continues to hold any investor securities.

21. Provisions

Particulars	Non-current		Current	
	As at	As at	As at	As at
	31 March 2023	31 March 2022	31 March 2023	31 March 2022
Provision for employee benefits	-	-	-	-
Provision for gratuity (refer note 41)	29.07	27.82	14.98	11.41
Provision for compensated absences (refer note 41)	21.95	20.95	16.25	12.08
Total	51.02	48.77	31.23	23.49

22. Trade payables

Particulars	As at		As at	
	31 March 2023	31 March 2022	31 March 2023	31 March 2022
Total outstanding due to micro and small enterprises (MSME); and	-	-	189.46	221.79
Total outstanding due to other than micro and small enterprises	-	-	894.68	908.45
Total	-	-	1,084.14	1,130.24

Notes:

- a) The Company's exposure to currency and liquidity risks related to trade payables is disclosed in note 39.
 b) For trade payables owing to related parties, refer note 36.
 c) For trade payables owing to micro and small enterprises, refer note 35.

Trade Payable ageing schedule as at 31 March 2023

Particulars	Outstanding for following periods from due date of payment					Total
	Unbilled	Less than 1 year	1-2 years	2-3 years	More than 3 years	
Undisputed trade payables	-	-	-	-	-	-
MSME	-	189.46	-	-	-	189.46
Others	331.72	555.79	2.17	1.33	3.67	894.68
Total trade payables	331.72	745.25	2.17	1.33	3.67	1,084.14

Trade Payable ageing schedule as at 31 March 2022

Particulars	Outstanding for following periods from due date of payment					Total
	Unbilled	Less than 1 year	1-2 years	2-3 years	More than 3 years	
Undisputed trade payables	-	-	-	-	-	-
MSME	-	221.79	-	-	-	221.79
Others	293.14	610.47	0.67	2.20	1.97	908.45
Total trade payables	293.14	832.26	0.67	2.20	1.97	1,130.24

There are no disputed trade payables, hence the same is not disclosed in the ageing schedule.

23. Other current liabilities

Particulars	As at		As at	
	31 March 2023	31 March 2022	31 March 2023	31 March 2022
Sanitary dues payable	-	-	67.32	49.08
Contract liabilities - advance from patients	-	-	61.60	38.90
Total	-	-	128.92	87.98



24. Revenue from operations

Particulars	For the year ended 31 March 2023	For the year ended 31 March 2022
Revenue from sale of services - Healthcare		
Operating income - in patient department	7,168.99	6,240.09
Operating income - out patient department	1,311.79	1,236.90
Revenue from sale of product - Pharmacy	301.19	272.50
	8,781.97	7,749.49
Other operating revenues		
Sponsorship income	5.59	6.62
Scrap sales	1.60	4.51
	7.19	11.13
Total	8,789.16	7,760.62

Note: Refer note 42 for revenue related disclosures.

25. Other Income

Particulars	For the year ended 31 March 2023	For the year ended 31 March 2022
Interest income		
from banks	76.87	87.59
from others*	73.70	42.33
Gain on sale of property, plant and equipment	0.82	1.36
Other non operating income		
Rental income	1.46	4.58
Unwinding of discount on security deposits	80.10	30.34
Income-tax refund	-	2.39
Liabilities no longer required written back	2.79	0.97
Miscellaneous income	22.80	3.80
Total	258.54	173.36

* includes interest income on loans given to subsidiaries, Refer note 36 for further details.

26. Purchases of medical drugs

Particulars	For the year ended 31 March 2023	For the year ended 31 March 2022
Purchases of medical drugs	2,320.40	2,067.20
Total	2,320.40	2,067.20

27. Changes to inventories of medical drugs

Particulars	For the year ended 31 March 2023	For the year ended 31 March 2022
Inventories at the end of the year		
Purchase of medical drugs	114.34	75.69
Sub-total (A)	114.34	75.69
Inventories at the beginning of the year		
Purchase of medical drugs	75.69	52.92
Sub-total (B)	75.69	52.92
Net change (B-A)	(38.65)	(22.77)

28. Employee benefits expense

Particulars	For the year ended 31 March 2023	For the year ended 31 March 2022
Salaries, wages and bonus	1,118.37	885.88
Contribution to provident fund and other funds(refer note 41)	60.23	50.19
Staff welfare expenses	62.01	42.64
Total	1,240.61	978.71



29. Other expenses

Particulars	For the year ended 31 March 2023	For the year ended 31 March 2022
Power, fuel and water	149.20	135.52
Rent and facility fees	184.35	222.31
Repair and maintenance		
- Buildings	18.46	25.45
- Plant and equipment	123.35	114.40
- Others	68.68	62.18
House keeping	219.43	194.48
Laundry expenses	54.73	45.91
Patient food and beverage	70.37	63.11
Consultation and professional charges to doctors	2,141.61	1,873.72
Outsourced medical services	433.66	480.44
Security expenses	50.17	46.44
Corporate social responsibility expense (refer note 43)	6.21	4.91
Legal and professional	56.92	39.45
Travelling and conveyance	61.85	43.74
Printing and stationery	34.23	24.78
Communication	7.37	7.71
Insurance	16.95	20.25
Rates and taxes	9.32	5.28
Marketing and business promotion	119.28	69.44
Auditors' remuneration (including applicable taxes) (refer note below)	6.49	5.99
Loss allowance	35.00	20.24
Bank charges	17.38	16.93
Directors sitting fees	0.59	0.56
Miscellaneous expenses	46.93	11.41
Total	3,932.53	3,534.45

Note: Payment to auditors

As auditor:

Audit fees (inclusive of taxes)

6.02

5.43

Reimbursement of expenses

0.47

0.56

6.49

5.99

30. Finance costs

Particulars	For the year ended 31 March 2023	For the year ended 31 March 2022
Interest expense		
- On loans taken from banks	160.65	126.59
- On lease liabilities	196.87	106.39
- Others	26.34	4.53
Total	363.86	237.51

31. Depreciation and amortization expenses

Particulars	For the year ended 31 March 2023	For the year ended 31 March 2022
Depreciation of property plant and equipment (refer note 4)	398.85	393.41
Amortization of intangible assets (refer note 7)	4.58	4.64
Amortization of right-of-use assets (refer note 5)	110.39	81.42
Total	513.82	479.47



d) Recognized deferred tax assets and liabilities

	Deferred tax (assets)		Deferred tax liabilities		Net deferred tax (asset) / liabilities	
	31 March 2023	31 March 2022	31 March 2023	31 March 2022	31 March 2023	31 March 2022
Property, plant and equipment	-	-	112.30	98.11	112.30	98.11
Right of use assets (net of lease liability)	-	-	1.17	49.14	1.17	49.14
Loss allowance	(44.69)	-	-	-	(44.69)	(35.89)
Disallowance u/s 43B of Income Tax Act, 1961	-	(35.89)	-	-	-	(35.89)
Provision for employee benefits	(26.03)	(5.08)	-	-	(26.03)	(5.08)
Financial assets and financial liabilities measured at amortised cost	(79.02)	(18.19)	-	-	(79.02)	(18.19)
Others	-	(83.46)	-	-	(79.02)	(83.46)
	(149.74)	(142.62)	113.47	154.42	(36.27)	11.80

e) Movement in temporary differences

Deferred tax assets and liabilities are attributable to the following:	Recognised in statement of profit and loss		Recognised in other comprehensive income		Recognised in statement of profit and loss		Recognised in other comprehensive income		Balance as at 31 March 2023	
	31 March 2023	31 March 2022	31 March 2023	31 March 2022	31 March 2023	31 March 2022	31 March 2023	31 March 2022	31 March 2023	31 March 2022
Property, plant and equipment	19.34	78.77	-	98.11	14.19	14.19	-	-	-	112.30
Right of use assets (net of lease liability)	(26.29)	75.43	-	49.14	(47.97)	49.14	-	-	-	1.17
Loss allowance	(5.10)	(30.79)	-	(35.89)	(8.81)	(8.81)	-	-	-	(44.69)
Disallowance u/s 43B of Income Tax Act, 1961	(0.00)	(5.07)	-	(5.08)	5.08	5.08	-	-	-	-
Provision for employee benefits	(3.94)	(13.63)	(0.62)	(18.19)	(7.15)	(7.15)	(0.69)	(0.69)	-	(26.03)
Financial assets and financial liabilities measured at amortised cost	1.01	(84.47)	-	(83.46)	4.44	4.44	-	-	-	(79.02)
Others	5.47	1.70	-	7.17	(7.17)	7.17	-	-	-	7.17
Total	(9.51)	21.93	(0.62)	11.80	(47.39)	11.80	(0.69)	(0.69)	(36.27)	11.80

33. Earnings per share

Basic EPS amounts are calculated by dividing the profit for the year attributable to equity holders by the weighted average number of equity shares outstanding during the year.

Diluted EPS amounts are calculated by dividing the profit attributable to equity holders by the weighted average number of equity shares outstanding during the year plus the weighted average number of equity shares that would be issued on conversion of all the dilutive potential equity shares into equity shares.

The following reflects the income and share data used in the basic and diluted EPS computations:

Particulars	For the year ended		For the year ended	
	31 March 2023	31 March 2022	31 March 2023	31 March 2022
Weighted average number of shares outstanding during the year *	36,75,962	36,75,962	36,75,962	36,75,962
Net (loss)/ profit attributable to the equity shareholders	6.24	6.24	6.24	55.52
Basic and diluted earning per share (in INR) (Face value of 10/- each)	1.70	1.70	1.70	15.10

* Excludes 1,204,569 equity shares classified as financial liability.

(This space has been intentionally left blank)



32. Tax expense		For the year ended 31 March 2023		For the year ended 31 March 2022	
a)	Amounts recognized in profit and loss				
	Current tax				
	- Current year		204.79		184.04
	- Earlier period		-		4.06
	Deferred tax credit		(47.38)		(9.51)
	Tax expenses for the year (A) + (B)		157.41		178.59
b)					
	Income tax recognized in other comprehensive income	For the year ended 31 March 2023		For the year ended 31 March 2022	
	Remeasurements of defined benefit liability (asset)	OCI before tax	Tax (expense) benefit	OCI before tax	Tax (expense) benefit
		(2.75)	0.69	(2.45)	0.62
			Net of tax (2.06)		Net of tax (1.83)
c)					
	Reconciliation of effective tax rate	For the year ended 31 March 2023		For the year ended 31 March 2022	
	Profit before tax		163.65		234.11
	Tax using the Company's domestic tax rate (31 March 2023: 25.17% and 31 March 2024: 25.17%)		41.19		58.92
	Tax effect of:				
	Non-deductible expenses :				
	- Donations	25.17%	1.56	0.95%	1.23
	- Fair valuation (gain) less on liability component of contribution	81.75%	133.77	49.31%	115.44
	- Tax pertaining to earlier period	-	-	1.73%	4.06
	- Others	(11.68%)	(19.12)	(0.45%)	(1.06)
	Effective tax rate		96.19%		76.28%

(This space has been intentionally left blank)



34. Commitments and contingencies

- a) Estimated amount of contracts remaining to be executed which is of capital nature (net of advances) and which have not been provided for in the financial statements, amounts to INR 952.43 million (31 March 2022: INR 184.52 million).
- b) The Company had imported capital goods under EPCG (Export Promotion Capital Goods) Scheme and saved custom duty to the tune of INR 177.70 million (31 March 2022: INR 168.91 million) until 2022-23. As per the EPCG terms and conditions, the Company needs to export goods 6 - 8 times of duty saved on import of Capital goods on FOB basis within a period of 6 - 8 years. The Company has exported services of INR 779.83 million (31 March 2022 :INR 716.33 million) . The balance export obligation of INR 286.39 million (31 March 2022: INR 279.19 million) is pending to be exported by the Company. In case, the Company is unable to export services within the prescribed timeframe, then the Company may have to pay duty on import of capital goods, including interest and penalty thereon. Considering the past trends and internal assessment done by the Company, the management is of the view that the required export obligation will be achieved within the prescribed time and hence no provision is required at this stage.
- c) The Company has issued letter of support for financial assistance to Paras Healthcare (Ranchi) Private Limited & Plus Medicare Hospitals Private Limited for ongoing projects and operations for a period of not less than 12 months from the date of financial closure of accounts of the subsidiary Company for the year ended 31 March 2023.
- d) The Company's significant lease arrangement is in respect of premises of hospital and nursing home. The details of the commitments of the said leases is disclosed in note 5.
- e) Contingent liabilities not provided for:
- 1) Guarantees:
Bank guarantee given to Heavy Engineering Corporation Limited by the Company on behalf of its subsidiary Company amounting to INR 75.00 million (31 March 2022: INR 75.00 million) as per terms and conditions mentioned in the concession agreement entered with Heavy Engineering Corporation Limited.

Claims against the Company not acknowledged as debts

Particulars	As at	As at
	31 March 2023	31 March 2022
- Legal cases in respect of compensation demanded by the patients/their relatives for negligence	105.93	105.97
- Income Tax	-	1.10

Basis the management's assessment, the Company has not made any provision for the said amount, in anticipation of the impact not being significant on financial performance of the Company.

The above matters are subject to legal proceedings in the ordinary course of business. The legal proceedings when ultimately concluded will not, in the opinion of management, have a material effect on the result of operations or the financial position of the Company. The cash flows in respect of above matters are determinable only on receipt of judgements/decisions pending at various stages/forums.

35. Details of dues to Micro and Small Enterprises as per MSMED Act, 2006

Based on the information available with the Company, some of suppliers have been identified, who are registered under the Micro, Small and Medium Enterprises Development Act, 2006 (MSMED) to whom the Company owes and the same is outstanding for more than 45 days as at 31 March 2023. The information has been determined to the extent such parties have been identified on the basis of responses received from vendors on confirmation sought by the Company.

Particulars	As at	As at
	31 March 2023	31 March 2022
a) The principal amount payable to suppliers at the year end	189.46	221.79
b) The amount of interest due on the remaining unpaid amount to suppliers as at the year end	1.19	0.55
c) The amount of interest paid by buyer in terms of section 16 of MSMED, along with the amount of the payment made to supplier beyond the appointed day during each accounting year	-	-
d) The amount of interest due and payable for the period of delay in making payment (which have been paid but beyond the appointed day during the year) but without adding the interest specified under the MSMED	-	-
e) The amount of interest accrued and remaining unpaid at the end of each accounting year	1.19	0.55
f) The amount of further interest remaining due and payable in the succeeding years, until such date when the interest dues above are actually paid to the small enterprise, for the purpose of disallowance of a deductible expenditure under section 23 of MSMED.	-	-

(This space has been intentionally left blank)



36 Related party disclosures

In the normal course of business, the Company enters into transactions with its key management personnel. The names of related parties of the Company as required to be disclosed under Indian Accounting Standard 24 "Related Party Disclosures" is as follows:

Nature of relationship	Name of related party
a) List of related parties and nature of relationship where control exists	
Wholly owned subsidiary	Paras Healthcare (Ranchi) Private Limited
Wholly owned subsidiary	Plus Medicare Hospitals Private Limited (w.e.f 18 October 2022)
b) List of related parties and nature of relationship with whom transactions have taken place during the current/ previous year	
(i) Key management personnel of the Company	
	Dr. Dharminder Kumar Nagar (Managing Director)
	Dr. Kapil Garg (Whole time Director)
	Dr. Veer Singh Mehta (Non-Executive Director)
	Mr. Ramesh Abbishek (Non-Executive Director) (w.e.f 22 June 2021)
	Mr. Kabir Kishin Thakur (Non-Executive Director) (w.e.f 17 August 2021)
	Mr. Saurabh Sood (Independent Director)
	Mr. Narayan Anand (Non-Executive Director till 17 August 2021) }
	Late. Dr. Shaibal Gupta (Independent Director till 28 January 2021)
	Mr. Debajit Sen Sharma (Group CFO till 04 February 2023)
	Mr. Dilip Bidani (Group CFO) (w.e.f 01 March 2023)
	Mr. Rahul Kumar (Company Secretary w.e.f 5 July 22)
(ii) Significant influence of key management personnel	Ch. Ved Ram Nagar Medical Education & Research Society
(iii) Entity/ person with direct or indirect significant influence over the Company	Commelina Ltd. (Investor)

c) Transactions made during the year:

Particulars	For the year ended 31 March 2023	For the year ended 31 March 2022
Managerial remuneration		
-Dr. Dharminder Kumar Nagar	55.10	55.10
-Dr. Kapil Garg	11.00	10.00
-Mr. Debajit Sen Sharma	11.64	12.70
-Mr. Dilip Bidani	1.88	-
-Mr. Rahul Kumar	2.49	-
-Mr. Mohd. Shabid	-	1.04
	82.11	78.84
Consultation and professional charges to doctors		
-Dr. Veer Singh Mehta	32.21	35.34
	32.21	35.34
Rent and facility fees (including applicable taxes)		
-Plus Medicare Hospitals Private Limited	35.67	-
	35.67	-
Directors sitting fees		
-Mr. Saurabh Sood	0.06	0.06
-Mr. Ramesh Abbishek	0.40	0.30
	0.46	0.36
Interest on loan given		
-Paras Healthcare (Ranchi) Private Limited	68.67	42.33
-Plus Medicare Hospitals Private Limited	5.03	-
	73.70	42.33
Loan to wholly owned subsidiary		
-Paras Healthcare (Ranchi) Private Limited	153.85	239.49
-Plus Medicare Hospitals Private Limited	278.00	-
	431.85	239.49
Rental income		
-Ch. Ved Ram Nagar Medical Education & Research Society	0.02	0.02
	0.02	0.02



Paras Healthcare Private Limited

CIN :- U85110HR1987PTC035823

Notes to the Standalone Financial Statements for the year ended 31 March 2023

(All amounts are in INR millions, unless otherwise stated)

d) Balance outstanding as at the year end:

Particulars	As at 31 March 2023	As at 31 March 2022
Other receivables		
- Ch. Ved Ram Nagar Medical Education & Research Society	0.28	0.26
	<u>0.28</u>	<u>0.26</u>
Loan to wholly owned subsidiaries (including interest)		
-Paras Healthcare (Ranchi) Private Limited	866.71	644.20
-Plus Medicare Hospitals Private Limited	283.04	-
	<u>1,149.75</u>	<u>644.20</u>
Investment by Commellna Limited		
- Financial instruments classified as financial liability	3,374.93	2843.45
	<u>3,374.93</u>	<u>2,843.45</u>
Trade payables		
-Dr. Veer Singh Mehta	1.96	2.65
	<u>1.96</u>	<u>2.65</u>
Security deposit		
- Plus Medicare Hospitals Private Limited	254.00	-
	<u>254.00</u>	<u>-</u>

Terms and conditions of related party transactions:

- i) The Company has given bank guarantee of INR 75.00 million (31 March 2022: INR 75.00 million) on behalf of its subsidiary as per the terms and conditions of the concession agreement entered into with Heavy Engineering Corporation Limited.
- ii) The Company has issued letter of support for financial assistance to Paras Healthcare (Ranchi) Private Limited and Plus Medicare Hospitals Private Limited for ongoing projects and operations for a period of not less than 12 months from the date of financial closure of accounts of the subsidiary Company for the year ended 31 March 2023.
- iii) The Company has given corporate guarantee on behalf of its subsidiary Company for the sanctioned undrawn borrowing from Axis Bank Limited amounting to INR Nil (31 March 2021: INR 480 million). The subsidiary Company has not withdrawn the sanction limit availed. As at 31 March 2022 the limit has been lapsed.

Notes

- a) All transactions with related parties are made on the terms equivalent to those that prevail in arm's length transactions and within the ordinary course of business. Outstanding balances at respective year ends are unsecured and settlement is generally done in cash.
- b) The above information has been determined to the extent such parties have been identified on the basis of information available with the Company and relied upon by the auditors.

63

37. Segment information

An operating segment is a component of the Company that engages in business activities from which (a) it may earn revenues and incur expenses, including revenues and expenses that relate to transactions with any of the Company's other components, (b) for which discrete financial information is available (c) operating results are reviewed regularly by the Company's managing director i.e. Chief operating decision maker (CODM) to make decisions about resources to be allocated to the segments and assess their performance. The Company is engaged in the business of providing health care services. Thus, the Company has only one operating segment, and has no reportable segments in accordance with Ind AS - 108 'Operating Segments'. Accordingly, there are no additional disclosure to be provided under Ind AS 108, other than those already provided in the financial statements.

38. Fair value measurement and financial instruments

a. Financial instruments – by category and fair values hierarchy

The following table shows the carrying amounts and fair value of financial assets and financial liabilities, including their levels in the fair value hierarchy.

As at 31 March 2023

Particulars	Carrying value			Fair value hierarchy		
	FVTPL#	Amortized Cost	Total	Level 1	Level 2	Level 3
Financial assets						
Loans	-	1,149.75	1,149.75	-	-	-
Others	-	604.85	604.85	-	-	-
Investments (at cost)*	-	-	-	-	-	-
Trade receivables	-	1,276.25	1,276.25	-	-	-
Cash and cash equivalents	-	214.88	214.88	-	-	-
Bank balances other than above	-	1,385.56	1,385.56	-	-	-
Total	-	4,631.29	4,631.29	-	-	-
Financial liabilities						
Borrowings	-	3,061.06	3,061.06	-	-	-
Lease liabilities	-	2,735.07	2,735.07	-	-	-
Others	-	3,540.23	3,540.23	-	-	-
Trade payables	-	1,084.14	1,084.14	-	-	-
Total	0.00	10,420.50	10,420.50	-	-	0.00

As at 31 March 2022

Particulars	Carrying value			Fair value hierarchy		
	FVTPL#	Amortized Cost	Total	Level 1	Level 2	Level 3
Financial assets						
Loans	-	644.20	644.20	-	-	-
Others	-	603.14	603.14	-	-	-
Investments (at cost)*	-	-	-	-	-	-
Trade receivables	-	843.07	843.07	-	-	-
Cash and cash equivalents	-	71.22	71.22	-	-	-
Bank balances other than above	-	1,873.86	1,873.86	-	-	-
Total	-	4,035.49	4,035.49	-	-	-
Financial liabilities						
Non-current						
Borrowings	-	1,959.50	1,959.50	-	-	-
Lease liabilities	-	1,753.27	1,753.27	-	-	-
Others	2,843.45	55.18	2,898.73	-	-	2,843.45
Trade payables	-	1,130.24	1,130.24	-	-	-
Total	2,843.45	4,898.29	7,741.74	-	-	2,843.45

The carrying amounts of trade receivables, trade payables, cash and cash equivalents, current loans and other current financial assets and liabilities, approximates the fair values, due to their short-term nature.

There have been no transfers between Level 1, Level 2 and Level 3 for the years ended 31 March 2023 and 31 March 2022.

Fair value through profit or loss

* Investment in equity shares of subsidiaries, carried at cost have not been disclosed in the statement above.

Measurement of fair values

The following table shows the valuation techniques used in measuring Level 2 and Level 3 fair values for financial instruments measured at fair value in the balance sheet, as well as the significant unobservable inputs used.

Type	Valuation technique
Financial instrument classified as Financial liability	Discounted cash flows: The valuation model considers the present value of expected payment, discounted using a risk-adjusted discount rate

Sensitivity Analysis of fair value instruments:-

(i) Liability component of equity shares held by Comnetia Ltd

The management has used Discounted cash flow (DCF) method for determining the fair value of Financial instrument classified as Financial liability.

The Management has computed net present value of cash flows by discounting free cash flow to firm ("FCFF") using a weighted average cost of capital ("WACC"). As at 31 March 2023, the weighted average cost of capital (WACC) multiple has been determined at 15.93% (31 March 2022 : 14.86%)

Management has identified that a reasonably possible change in the key assumption could cause a change in fair value of the instrument. The following table shows the amount by which the fair value would change on change in the assumption. All other factors remaining constant.

Increase/(decrease) in fair value	As at 31 March 2023	As at 31 March 2022
WACC multiple		
Increase by 1%	(407.80)	(324.60)
Decrease by 1%	493.50	398.40



39. Financial risk management

The Company has exposure to the following risks arising from financial instruments:

- Credit risk ;
- Liquidity risk ;
- Market risk

Risk management framework

The Company's board of directors has overall responsibility for the establishment and oversight of the Company's risk management framework. The board of directors have authorized the Managing Director to establish the processes, who ensures that executive management controls risks through the mechanism of properly defined framework.

The Company's risk management policies are established to identify and analyze the risks faced by the Company, to set appropriate risks limits and controls, and to monitor risks and adherence to limits. Risk management policies are reviewed regularly to reflect changes in market conditions and the Company's activities. The Company, through its training and management standards and procedures, aims to maintain a disciplined and constructive control environment in which all employees understand their roles and obligations.

(i) Credit risk

The maximum exposure to credit risks is represented by the gross carrying amount of these financial assets in the balance sheet.

Particulars	As at 31 March 2023	As at 31 March 2022
Trade receivables	1,276.25	843.07
Cash and cash equivalents	214.88	71.22
Bank balances other than above	1,385.56	1,873.86
Loans	1,149.75	644.20
Other financial assets	604.85	603.14

Credit risk is the risk of financial loss to the Company if a customer or counterparty to a financial instrument fails to meet its contractual obligations.

Credit risk arises mainly from loans, trade receivables, cash and cash equivalents, bank balances other than cash and cash equivalents and other financial assets. Other financial assets primarily comprise of unbilled revenue and accrued interest on fixed deposits. The Company maintains a defined credit policy and monitors the carrying amount of financial assets represents the maximum credit exposure. The Company's exposure to credit risk is influenced mainly by the individual characteristics of each customer. However, management also considers the factors that may influence the credit risk of its customer base, including the default risk associated with the industry and country in which customers operate.

In monitoring customer credit risk, customers/patients are grouped according to their credit characteristics, including, whether they are third party insurance agents or government panel patients and others.

Credit risk arising from trade receivables is managed in accordance with the Company's established policy with regard to credit limits, control and approval procedures. The Company provides for expected credit losses on trade receivables based on a simplified approach as per Ind AS 109. Under this approach, expected credit losses are computed basis the probability of defaults over the lifetime of the asset. This allowance is measured taking into account credit profile of the customer, trade channels, past experience of defaults, estimates for future uncertainties etc.

The allowance for expected credit loss on trade receivables is as below :

Particulars	Amount
As at 31 March, 2021	122.34
Provided during the year	20.24
As at 31 March, 2022	142.58
Provided during the year	35.00
As at 31 March, 2023	177.58

Expected credit loss for trade receivable as at 31 March 2023

Particular	Less than 6 months	6 months to 1 year	1-2 year	2-3 year	More than 3 year	Total
Gross carrying amount -Trade receivables (a)	787.83	344.63	230.56	42.22	48.59	1,453.83
Expected credit loss rate (%)	-	9.18%	32.12%	55.21%	100%	12.21%
Expected credit losses (b)	-	31.62	74.06	23.31	48.59	177.58
Net trade receivable (a-b)						1,276.25

Expected credit loss for trade receivable as at 31 March 2022

Particular	Less than 6 months	6 months to 1 year	1-2 year	2-3 year	More than 3 year	Total
Gross carrying amount -Trade receivables (a)	752.51	107.04	69.05	24.08	32.97	985.65
Expected credit loss rate (%)	-	15%	100%	100%	100%	14.47%
Expected credit losses (b)	-	16.48	69.05	24.08	32.97	142.58
Net trade receivable (a-b)						843.07

Other than financial assets mentioned above, none of the Company's financial assets are either impaired or past due, and there were no indications that defaults in payment obligations would occur.



(ii) Liquidity risk

Liquidity risk is the risk that the Company will encounter difficulty in meeting the obligations associated with its financial liabilities that are settled by delivering cash or another financial asset. The Company's approach to managing liquidity is to ensure as far as possible, that it will have sufficient liquidity to meet its Management monitors rolling forecasts of the Company's liquidity position and cash and cash equivalents on the basis of expected cash flows. The Company takes into account the liquidity of the market in which the Company operates.

Maturities of financial liabilities

The following are the remaining contractual maturities of financial liabilities at the reporting date. The amounts are gross and undiscounted, and include estimated interest payments, where applicable.

31 March 2023	Upto 1 year	Between 1 year to 5 years	Over 5 years	Total
Borrowings*	1,539.37	1,488.94	702.74	3,731.05
Trade payables	1,084.14	-	-	1,084.14
Lease liabilities	165.53	741.30	5,064.85	5,971.68
Others	3,540.23	0.00	-	3,540.23
Total	6,329.27	2,230.24	5,767.59	14,327.10

31 March 2022	Upto 1 year	Between 1 year to 5 years	Over 5 years	Total
Borrowings*	851.74	1,201.78	267.12	2,320.64
Trade payables	1,130.24	-	-	1,130.24
Lease liabilities	89.30	582.67	3,993.50	4,665.47
Others	55.28	2,843.45	-	2,898.73
Total	2,126.56	4,627.90	4,260.62	11,015.08

* Includes current maturities of non current borrowings

(This space has been intentionally left blank)



40. Capital management

For the purpose of the Company's capital management, capital includes issued equity capital, share premium and all other reserves attributable to the equity holder. The primary objective of the Company's capital management is to maximize the shareholder value. Management monitors the return on capital. The Company monitors its net debt / equity ratio as well as compliance with financial covenants on regular basis.

Particulars	As at 31 March 2023	As at 31 March 2022
Total liabilities *	10,635.67	7,901.97
Less: cash and cash equivalent	214.88	71.22
Net debt	10,420.79	7,830.75
Total equity	1,286.30	1,282.12
Equity	1,286.30	1,282.12
Net debt to equity ratio	8.10	6.11

* Excludes deferred tax liabilities

The Company manages its capital structure and makes adjustments in light of changes in economic conditions. No changes were made in the objectives, policies or processes for managing capital during the years ended 31 March 2023 and 31 March 2022.



41. Employee benefits

The Company contributes to the following post-employment defined benefit plans.

a) Defined contribution plans

The Company has recognised the following amount in the Statement of profit and loss:

Particulars	For the year ended 31 March 2023	For the year ended 31 March 2022
Employer's contribution to Employee's Provident Fund	48.62	43.92
Employer's contribution to Employee's State Insurance	6.19	6.65
Other funds (NPS and labour welfare fund)	5.41	2.07
	<u>60.22</u>	<u>52.64</u>

b) Other long-term employment benefits

The Company provides compensated absences benefits to the employees of the Company which can be carried forward to future year.

Particulars	As at 31 March 2023	As at 31 March 2022
Present value of obligation as at the end of the year		
Compensated absences	<u>42.20</u>	<u>33.04</u>
Current and non-current liability bifurcation		
Non current	25.95	20.95
Current	<u>16.25</u>	<u>12.08</u>
	<u>42.20</u>	<u>33.04</u>

c) Defined benefit plans

The Company provides for gratuity for employees in India as per the Payment of Gratuity Act, 1972. Employees who are in continuous service for a period of 5 years are eligible for gratuity. The amount of gratuity payable on retirement/termination is the employees last drawn basic salary per month computed proportionately for fifteen days salary multiplied for the number of years of service.

(i) Changes in present value obligation

Particulars	As at 31 March 2023	As at 31 March 2022
Present value obligation as at the beginning of the year	39.23	28.50
Benefits paid	(9.94)	(6.89)
Current service cost	9.95	13.67
Interest cost	2.06	1.50
Actuarial (gains) losses recognised in other comprehensive income	2.75	2.45
Present value obligation as at the end of the year	<u>44.05</u>	<u>39.23</u>

(ii) Net liability recognised in the Balance sheet

Particulars	As at 31 March 2023	As at 31 March 2022
Non current liabilities	29.07	27.82
Current liabilities	<u>14.98</u>	<u>11.41</u>
	<u>44.05</u>	<u>39.23</u>

(iii) Amount recognized in statement of profit and loss

Particulars	For the year ended 31 March 2023	For the year ended 31 March 2022
Current service cost	9.95	13.67
Interest cost	2.06	1.50
	<u>12.01</u>	<u>15.17</u>

(iv) Remeasurements recognized in the statement of other comprehensive income (OCI)

Particulars	For the year ended 31 March 2023	For the year ended 31 March 2022
Actuarial (gain)/ loss on defined benefit obligation	2.75	2.45
	<u>2.75</u>	<u>2.45</u>



(v) Experience history

Particulars	As at	As at	As at	As at	As at
	31 March 2023	31 March 2022	31 March 2021	31 March 2020	31 March 2019
Defined benefit obligation at the end of the period	44.05	39.23	28.59	25.45	20.04
Experience gain/(loss) adjustments on plan liabilities	(4.96)	(0.04)	-0.04	0.84	0.72

(vi) Actuarial assumptions

Particulars	As at	As at
	31 March 2023	31 March 2022
Discount rate	7.50%	5.25%
Salary escalation rate	5.00%	5.00%
Mortality rate	IALM 2012-14	IALM 2013-14
Retirement age	58 years	58 years
Withdrawal rate	35.00%	35.00%

As at 31 March 2023, the weighted average duration of the defined benefit obligation was 18 years (31 March 2022 : 21 years).

These assumptions were developed by management with the assistance of independent actuarial appraisers. Discount factors are determined close to each year end by reference to government bonds of relevant economic markets and that have terms to maturity approximating to the terms of the related obligation. Other assumptions are based on

(vii) Sensitivity analysis

The below sensitivity analyses are based on a change in an assumption while holding all other assumptions constant. In practice, this is unlikely to occur, and changes in some of the assumptions may be correlated. When calculating the sensitivity of the defined benefit obligation to significant actuarial assumptions the same methods (present value of defined benefit obligation calculated with the projected unit credit method at the end of the reporting period) has been applied as when calculating the defined benefit liability recognised in the balance sheet.

The methods and types of assumptions used in preparing the sensitivity analysis did not change compared to the prior period.

Particulars	As at 31 March 2023		As at 31 March 2022	
	Increase	Decrease	Increase	Decrease
Discount rate (1%)	41.04	43.12	31.00	32.70
Salary escalation rate (1%)	42.14	41.00	32.69	30.99
Withdrawal rate (1%)	42.32	42.30	31.58	32.09

The sensitivity results above determine their individual impact on the Plan's end of year Defined Benefit Obligation. In reality, the Plan is subject to multiple external experience items which may move the Defined Benefit Obligation in similar or opposite directions, while the Plan's sensitivity to such changes can vary over time.

(viii) Expected undiscounted future cash flows

The table below shows the expected undiscounted cash flow profile of the benefits to be paid to the current membership of the plan based on past service of the employees as at the valuation date:

Particulars	As at	As at
	31 March 2023	31 March 2022
Year 1	11.87	11.41
Year 2	3.78	3.45
Year 3	3.81	3.52
Year 4	3.33	3.02
Year 5	3.02	2.59
Year 5 onwards	18.24	15.24
	44.05	39.23

The Company expects to contribute INR 17.33 millions (31 March 2022 is INR 14.57 millions) for post employment benefits during the next financial year.

(ix) Risk exposure

The Gratuity scheme is a final salary Defined Benefit Plan that provides for a lump sum payment made on exit either by way of retirement, death, disability or voluntary withdrawal. The benefits are defined on the basis of final salary and the period of service and paid as lump sum at exit. The Plan design means the risks commonly affecting the liabilities and the financial results are expected to be:

Interest rate risk : The defined benefit obligation calculated uses a discount rate based on government bonds. If bond yields fall, the defined benefit obligation will tend to increase.

Salary Inflation risk : Higher than expected increases in salary will increase the defined benefit obligation.

Demographic risk : This is the risk of variability of results due to unsystematic nature of decrements that include mortality, withdrawal, disability and retirement. The effect of these decrements on the defined benefit obligation is not straight forward and depends upon the combination of salary increase, discount rate and vesting criteria. It is important not to overstate withdrawals because in the financial analysis the retirement benefit of a short career employee typically costs less per year as compared to a long service employee.



42. Revenue related disclosures

I Disaggregation of revenue

Revenue recognised mainly comprises of healthcare services. Set out below is the disaggregation of the Company's revenue from contracts with customers:

Description	For the year ended 31 March 2023	For the year ended 31 March 2022
(A) Operating revenue		
Income from healthcare services	8,480.78	7,476.99
Income from sale of pharmacy products	301.19	272.50
(B) Other operating revenue		
Sponsorship income	5.59	6.62
Scrap sales	1.60	4.51
Total revenue	8,789.16	7,760.62

II Timing of revenue recognition

The following table provides information about receivables, contract assets and contract liabilities from contract with customers:

Description	For the year ended 31 March 2023	For the year ended 31 March 2022
At point in time	1,620.16	1,467.53
At point over time	7,168.99	6,293.09
Total revenue	8,789.15	7,760.62

III Contract balances

The following table provides information about receivables and contract liabilities from contract with customers:

Particulars	For the year ended 31 March 2023	For the year ended 31 March 2022
Contract assets (refer note 10)	71.26	59.82
Advance from patients (refer note 23)	61.60	38.90

Contract asset is the right to consideration in exchange for goods or services transferred to the customer. Contract liability is the entity's obligation to transfer goods or services to a customer for which the entity has received consideration from the customer in advance. Contract assets (unbilled receivables) are transferred to receivables when the rights become unconditional and contract liabilities are recognised as and when the performance obligation is satisfied.

IV Significant changes in the contract liabilities balances during the year are as follows:

Contract liabilities - Advance from customers	For the year ended 31 March 2023	For the year ended 31 March 2022
Opening balance of Contract liabilities - Advance from customers	38.90	57.47
Movement during the year (net)	22.70	(18.57)
Closing balance of Contract liabilities - Advance from customers	61.60	38.90

Contract assets - Unbilled revenue	For the year ended 31 March 2023	For the year ended 31 March 2022
Opening balance of Contract assets - Unbilled revenue	59.82	46.14
Less: Amount of revenue recognised during the year	(59.82)	(46.14)
Add: Addition during the year	71.26	59.82
Closing balance of Contract assets - Unbilled revenue	71.26	59.82

V The aggregate amount of transaction price allocated to the performance obligations (yet to complete) as at 31 March 2023 is INR 61.60 million (31 March 2022 : INR 38.90 million). This balance represents the advance received from customers (gross) against healthcare services. The management expects to further bill and collect the remaining balance of total consideration in the coming periods. These balances will be recognised as revenue in subsequent period as per the policy of the Company.



43. Corporate Social Responsibility

Particulars	For the year ended 31 March 2023	For the year ended 31 March 2022
(a) amount required to be spent by the Company during the year	5.56	5.59
(b) amount of expenditure incurred,		
(i) Construction/acquisition of asset	-	-
(ii) on purposes other than (i) above	6.20	4.78
(c) shortfall/ (excess) at the end of the year,	(1.91)	(1.27)
(d) total of previous years shortfall	-	-
(e) reason for shortfall,	-	-
(f) nature of CSR activities	Note a	Note a
(g) where a provision is made with respect to a liability incurred by entering into a contractual obligation, the movements in the provision during the year should be shown separately.	Not applicable	Not applicable

Note

The Company has made contribution to charitable trust towards promoting education pursuant to schedule VII of Companies Act, 2013

44. Normalised Earnings before finance costs, depreciation and amortization and taxes

Particulars	For the year ended 31 March 2023	For the year ended 31 March 2022
Earnings before finance costs, depreciation and amortization and taxes(as reported)	1,592.81	1,376.39
Add: Corporate social responsibility	6.21	4.91
Add: Non Recurring expense	30.83	-
Less: Non operational income	(258.54)	(173.36)
Add/less:IND AS adjustments		
HMRI Security Deposit	(80.10)	(30.34)
Actuarial Gain/loss	2.75	2.45
Reversal of lease rent	265.23	147.81
Normalised Earnings before finance costs, depreciation and amortization and taxes	1,559.19	1,327.86

45. Exceptional items

Due to heavy rainfall in August 2020 and resultant water loggings in Gurugram Hospital, Company's assets including property, plant and equipment, inventory were damaged. The Company had filed the insurance claim for the same.

Particulars	For the year ended 31 March 2023	For the year ended 31 March 2022 (Note a)
Insurance claim recognised (refer note a below)	-	33.34
Net gain	-	33.34

Note a : Represents the amount received on account of insurance claim towards loss of profit resultant water logging in Gurugram Hospital in August 2020.

46. Particulars of investment made or loan given as required by clause (4) of section 186 of the Companies Act, 2013 has been given under the loan schedule. Refer note 8 and 9

(This space has been intentionally left blank)



Paras Healthcare Private Limited

CIN :- U05110HR1987PTC035823

(All amounts are in INR millions, unless otherwise stated)

Notes to the Standalone Financial Statements for the year ended 31 March 2023

47 Ratio analysis and its elements

a) The following are analytical ratios for the year ended 31 March 2023 and 31 March 2022:

Particulars	Note	As at		Variance
		31 March 2023	31 March 2022	
(a) Current ratio	(i)	0.48	1.53	-68.33% 1
(b) Debt equity ratio	(ii)	2.38	1.53	55.71% 2
(c) Debt service coverage ratio	(iii)	32.94	1.66	1882.04% 3
(d) Return on equity ratio (%)	(iv)	0.49%	4.42%	-89.02% 4
(e) Inventory turnover ratio	(v)	16.35	17.97	-9.02% 5
(f) Trade receivable turnover ratio	(vi)	6.77	10.51	-35.64% 6
(g) Trade payable turnover ratio	(vii)	2.10	1.96	6.86% 7
(h) Net capital turnover ratio	(viii)	-3.15	6.87	-145.87% 8
(i) Net profit ratio (%)	(ix)	0.07%	0.72%	-90.08% 9
(j) Return on capital employed ratio (%)	(x)	37%	28%	28.91% 8
(k) Return on investment ratio (%)	(xi)	NA	NA	NA

Reasons for variance

1. The increase in current liability is significantly more than increase current asset, resulting in decrease in the ratio.
2. The increase in term loan from the bank has resulted in increase in the ratio.
3. The increase in earning for debt service, has resulted in increase in the ratio.
4. The decrease in profit after tax has resulted in decrease in the ratio.
5. The increase the average trade receivables has resulted in decrease in the ratio.
6. The decrease in the working capital has resulted in decrease in the ratio.
7. The decrease in profit after tax has resulted in decrease in the ratio.
8. The increase in earning before interest and taxes has resulted in increase in the ratio.

Notes :

(i) Current ratio = Current assets/ current liabilities

(ii) Debt Equity Ratio = Total Debt/ shareholders equity

(iii) Debt service coverage ratio = Earnings available for debt service/ debt service (refer point (A) below)

(iv) Return on Equity = Net Profits after taxes / average Shareholder's Equity

(v) Inventory turnover ratio = Sales / average inventory

(vi) Trade receivables turnover ratio = in patient department sales/ Average accounts receivable

(vii) Trade payables turnover ratio = Net credit purchases (comprise of purchase of stock-in-trade) / average trade payable

(viii) Net capital turnover ratio = Net Sales/ Working Capital

(ix) Net Profit Ratio= Net profit/ Net sales

(x) Return on capital employed (ROCE)= Earning before interest and taxes/ Capital Employed (refer point (B) below)

(xi) Return on investment is not applicable to the Company as no investment is held by the Company.

Other explanatory points

(A) Earning for Debt Service = Net Profit after taxes + Non-cash operating expenses like depreciation and other amortizations + Interest + other adjustments like loss on sale of PPE etc.

Debt service = Interest & Lease payments + Principal repayments

"Net Profit after tax" means reported amount of "Profit / (loss) for the period" and it does not include items of other comprehensive income.

(B) Capital Employed = Tangible net worth + Total debt + Deferred tax liability

(This space has been intentionally left blank)



Paras Healthcare Private Limited

CIN:U85110ER1987PTC005823

Notes to the Standalone Financial Statements for the year ended 31 March 2023

(All amounts are in INR millions, unless otherwise stated)

48 Capitalisation of expenditure incurred during construction period

The costs that are directly attributable to the acquisition of certain property, plant and equipment are capitalised as under

Particulars	For the year ended 31 March 2023	For the year ended 31 March 2022
Opening balance	120.03	23.35
Incurring during the year:		
Changes in inventories of stock-in-trade		
Employee benefits expense	48.47	39.80
Other expenses	110.78	76.21
Finance costs	11.49	-
Total	290.77	139.36
Less: Expenses cross charged to Paras Healthcare (Ranchi) Private Limited	(17.71)	(19.33)
Less: Expenses cross charged to Plus Medicare Hospitals Private Limited	(33.65)	-
Carried forward to next financial year as part of capital-work in progress	239.41	120.03

49 Other statutory information

- a) The Company does not have any benami property and no proceedings have been initiated or pending against the Company for holding any benami property, under the Benami Transactions (Prohibition) Act, 1988 (45 of 1988) and the rules made thereunder.
- b) The Company does not have any charge which is yet to be registered with ROC beyond the statutory period.
- c) The Company has not advanced or provided loan to or invested funds in any entities including foreign entities (Intermediaries) or to any other persons, with the understanding (i) directly or indirectly lend or invest in other persons or entities identified in any manner whatsoever by or on behalf of the company (Ultimate Beneficiaries) or (ii) provide any guarantee, security or the like to or on behalf of the ultimate beneficiaries
- d) The Company has not undertaken any transaction which is not recorded in the books of accounts (but has been surrendered or disclosed as income during the year in the tax assessments under the Income Tax Act, 1961 (such as, search or survey or any other relevant provisions of the Income Tax Act, 1961).
- e) The Company has not traded or invested in crypto currency or virtual currency during the current and previous financial year.
- f) The Company has not been declared a "Willful Defaulter" by any bank or financial institution (as defined under the Companies Act, 2013) or consortium thereof, in accordance with the guidelines on willful defaulter issued by the Reserve Bank of India.
- g) The Company has complied with the number of layers prescribed under clause (87) of section 2 of the Act read with Companies (Restriction on number of layers) Rules, 2017.
- h) The Company did not have any transactions with companies struck off under Section 248 of the Companies Act, 2013 or section 560 of Companies Act, 1956 during the financial year.

50 Details for funds received and loaned as Intermediary

Funds received from entity (Funding Party):

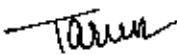
Funding Party	Date	Amount
HDFC Bank Limited Address: HDFC Bank house, Vafika Arrium A block, Sector 53 Gurugram, 122002	24 March 2023	78.10

Funds lend to other entity (Ultimate Beneficiaries)

Ultimate beneficiaries	Date	Amount
Plus Medicare Hospitals Private Limited Address: Plot No. 1, JK Lane, Shobhagpur NA Udaipur Udaipur RJ 313001 IN	Multiple dates	78.10

- 51 During the current year, the Company has acquired 100% stake in Plus Medicare Hospitals Private Limited. Pursuant to the said acquisition, Plus Medicare Hospitals Private Limited is the wholly owned subsidiary of Paras Healthcare Private Limited w.e.f 18 October 2022.

As per our report of even date attached
For Walker Chandniok & Co LLP
Chartered Accountants
Firm Registration No. 001076N/NS00013




Tarun Gupta
Partner
Membership No. 507892



Place: Gurugram
Date: 28 July 2023

For and on behalf of Board of Directors of
Paras Healthcare Private Limited

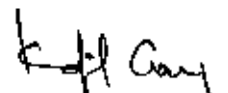

Dr. Dharminder Kumar Nagar
Managing Director
DIN: 00332135



Dilip Bidani
Group CFO

Place: Gurugram
Date: 28 July 2023




Dr. Kapil Garg
Whole time Director
DIN: 01475972


Rahul Kumar
Company Secretary